






Critical Open Space and Environmental Assets

Environmental Factors

-  Archaeological Sites
-  Land with 20% Slope or Greater
-  1% Annual Chance Floodplain
-  Rivers, Lakes, and Streams
-  Wetlands

180

