

Sioux Falls, SD

The National Community Survey

Report of Results
2023

Report by:



Visit us online!
www.polco.us



National Research Center at Polco is a charter member of the AAPOR Transparency Initiative, providing clear disclosure of our sound and ethical survey research practices.

About The NCS™

The National Community Survey™ (The NCS™) report is about the “livability” of Sioux Falls. A livable community is a place that is not simply habitable, but that is desirable. It is not only where people do live, but where they want to live. The survey was developed by the experts from National Research Center at Polco.

Great communities are partnerships of the government, private sector, community-based organizations and residents, all geographically connected. The NCS captures residents’ opinions considering ten central facets of a community:

- Economy
- Mobility
- Community Design
- Utilities
- Safety
- Natural Environment
- Parks and Recreation
- Health and Wellness
- Education, Arts, and Culture
- Inclusivity and Engagement



POWERED BY POLCO



The report provides the opinions of a representative sample of 472 residents of the City of Sioux Falls collected from September 29th, 2023 to November 10th, 2023. The margin of error around any reported percentage is 4.5% for all respondents and the response rate for the 2023 survey was 18%. Survey results were weighted so that the demographic profile of respondents was representative of the demographic profile of adults in Sioux Falls.



How the results are reported

For the most part, the percentages presented in the following tabs represent the “percent positive.” Most commonly, the percent positive is the combination of the top two most positive response options (i.e., excellent/good, very safe/somewhat safe, etc.). On many of the questions in the survey respondents may answer “don’t know.” The proportion of respondents giving this reply is shown in the full set of responses included in the tab “Complete data.” However, these responses have been removed from the analyses presented in most of the tabs. In other words, the tables and graphs display the responses from respondents who had an opinion about a specific item.

Comparisons to benchmarks

NRC’s database of comparative resident opinion is comprised of resident perspectives gathered in surveys from over 500 communities whose residents evaluated the same kinds of topics on The National Community Survey. The comparison evaluations are from the most recent survey completed in each community in the last five years. NRC adds the latest results quickly upon survey completion, keeping the benchmark data fresh and relevant. The communities in the database represent a wide geographic and population range. In each tab, Sioux Falls’s results are noted as being “higher” than the benchmark, “lower” than the benchmark, or “similar” to the benchmark, meaning that the average rating given by Sioux Falls residents is statistically similar to or different (greater or lesser) than the benchmark. Being rated as “higher” or “lower” than the benchmark means that Sioux Falls’s average rating for a particular item was more than 10 points different than the benchmark. If a rating was “much higher” or “much lower,” then Sioux Falls’s average rating was more than 20 points different when compared to the benchmark.

The survey was administered after the COVID-19 pandemic, a time of challenge for many local governments. While we provide comparisons to national benchmarks, it is important to note that much of the benchmark data was collected prior to or during the pandemic. This may impact how your City’s 2023 ratings compare to other communities’ ratings from the past five years.

Trends over time

Trend data for Sioux Falls represent important comparison data and should be examined for improvements or declines.¹ Deviations from stable trends over time represent opportunities for understanding how local policies, programs, or public information may have affected residents’ opinions. Changes between survey years have been noted with an arrow and the percent difference. If the difference is greater than six percentage points between the 2021 and 2023 surveys, the change is statistically significant.

1. In 2020, The NCS survey was updated to include new and refreshed items. Consequently, some of the trends may be impacted due to wording modifications that could have potentially altered the meaning of the item for the respondent.

Methods

Selecting survey recipients

All households within the City of Sioux Falls were eligible to participate in the survey. A list of all households within the zip codes serving Sioux Falls was purchased from Polco's mailing vendor, Go-Dog Direct, based on updated listings from the United States Postal Service. Since some of the zip codes that serve the City of Sioux Falls households may also serve addresses that lie outside of the community, the exact geographic location of each housing unit was compared to community boundaries using the most current municipal boundary file. Addresses located outside of the City of Sioux Falls boundaries were removed from the list of potential households to survey. Each address identified as being within city boundaries was further identified as being within one of the five areas. From that list, addresses were randomly selected as survey recipients, with multi-family housing units (defined as those with a unit number) sampled at a rate of 5:3 compared to single family housing units.

An individual within each household was randomly selected using the "birthday method". The birthday method selects a person within the household by asking the "person who most recently had a birthday" to complete the questionnaire. The underlying assumption in this method is that day of birth has no relationship to the way people respond to surveys. This instruction was contained in the introduction of the survey.

Conducting the survey

The 2,800 randomly selected households received mailings beginning on September 29th, 2023 and data collection for the survey remained open for 6 weeks. The first mailing was a postcard inviting the household to participate in the survey. The next mailing contained a cover letter with instructions, the survey questionnaire, and a postage-paid return envelope. The final mailing was a reminder postcard inviting the household one final time to participate in the survey. All mailings included a web link to give residents the opportunity to respond to the survey online, as well as QR codes to further encourage participation. All follow-up mailings asked those who had not completed the survey to do so, and those who had already done so to refrain from completing the survey again.

About 4% of the 2,800 mailed invitations or surveys were returned because the household address was vacant or the postal service was unable to deliver the survey as addressed. Of the remaining 2,693 households that received the invitations to participate, 472 completed the survey, providing an overall response rate of 18%. The response rate was calculated using AAPOR's response rate #2 for mailed surveys of unnamed persons.¹

It is customary to describe the precision of estimates made from surveys by a "level of confidence" and accompanying "confidence interval" (or margin of error). A traditional level of confidence, and the one used here, is 95%. The 95% confidence interval can be any size and quantifies the sampling error or imprecision of the survey results because some residents' opinions are relied on to estimate all residents' opinions. The margin of error for the City of Sioux Falls survey is no greater than plus or minus 4.5 percentage points around any given percent reported for all respondents (472 completed surveys).

In addition to the randomly selected "probability sample" of households, a link to an online open-participation survey was publicized by the City of Sioux Falls. The open-participation survey was identical to the random sample survey, with two small updates; it asked a question to confirm the respondent was a resident of Sioux Falls and also a question about where they heard about the survey. The open-participation survey was open to all city residents and became available on October 27th, 2023. The survey remained open for 6 weeks. The data presented in the following tabs exclude the open participation survey data, but a tab at the end provides the complete frequency of responses to questions by the open-participation respondents.

Analyzing the data

Responses from mailed surveys were entered into an electronic dataset using a “key and verify” method, where all responses are entered twice and compared to each other. Any discrepancies were resolved in comparison to the original survey form. Range checks as well as other forms of quality control were also performed. Responses from surveys completed on Polco were downloaded and merged with the mailed survey responses.

The demographics of the survey respondents were compared to those found in the 2020 Census and 2022 American Community Survey estimates for adults in the City of Sioux Falls. The primary objective of weighting survey data is to make the survey respondents reflective of the larger population of the community. The characteristics used for weighting were age, sex, race, Hispanic origin, housing type, housing tenure, and area. No adjustments were made for design effects. Weights were calculated using an iterative, multiplicative raking model known as the ANES Weighting Algorithm.³ The results of the weighting scheme for the probability sample are presented in the following table.

NRC aligns demographic labels with those used by the U.S. Census for reporting purposes, when possible. Some categories (e.g., age, race/Hispanic origin, housing type, and length of residency) are combined into smaller subgroups.

		Unweighted	Weighted	Target ⁴
Age	18-34	11%	34%	34%
	35-54	29%	33%	33%
	55+	60%	33%	33%
Area	Northwest	14%	19%	19%
	Northeast	18%	20%	20%
	Central	20%	22%	22%
	Southwest	21%	20%	20%
	Southeast	26%	20%	20%
Hispanic origin	Yes, I consider myself to be of Hispanic, Lati..	3%	4%	4%
	No, not of Hispanic, Latino/a/x, or Spanish or..	97%	96%	96%
Housing tenure	Rent	23%	40%	40%
	Own	77%	60%	60%
Housing type	Attached	34%	44%	44%
	Detached	66%	56%	56%
Race & Hispanic origin	Not white alone	9%	16%	16%
	White alone, not Hispanic or Latino	91%	84%	84%
Sex	Man	45%	50%	50%
	Woman	55%	50%	50%
Sex/age	Man 18-34	5%	18%	18%

Woman 18-34	6%	17%	17%
Man 35-54	13%	17%	17%
Woman 35-54	17%	16%	16%
Man 55+	28%	15%	15%
Woman 55+	32%	17%	17%

The survey datasets were analyzed using all or some of a combination of the Statistical Package for the Social Sciences (SPSS), R, Python and Tableau. For the most part, the percentages presented in the reports represent the “percent positive.” The percent positive is the combination of the top two most positive response options (i.e., excellent/good, very safe/somewhat safe, essential/very important, etc.), or, in the case of resident behaviors/participation, the percent positive represents the proportion of respondents indicating “yes” or participating in an activity at least once a month.

On many of the questions in the survey respondents may answer “don’t know.” The proportion of respondents giving this reply is shown in the full set of responses included in the tab “Complete data”. However, these responses have been removed from the analyses presented in the reports. In other words, the tables and graphs display the responses from respondents who had an opinion about a specific item.

Contact

The City of Sioux Falls funded this research. Please contact David Bixler of the City of Sioux Falls at dbixler@siouxfalls.org if you have any questions about the survey.

Study Limitations

All public opinion research is subject to unmeasured error. While the methodologies employed for this survey were designed to minimize this error as much as possible, these other sources of potential error should be acknowledged, and can include non-response error, coverage error, recall bias and social desirability bias. Non-response error arises when those who were selected to participate in the survey did not do so, and may have different opinions or experiences that survey responders. For general resident surveys, where the results are meant to be generalized to the entire adult population living in households, the mailing lists based on the Delivery Sequence File from the United States Post Office may exclude certain types of housing units, such as those in multi-family buildings where mail is addressed to a named resident at the address rather than to a specific unit or where residents only receive their mail at a post office box and the geographic location of a residence cannot be determined, there may be a coverage error, although for most locations, this is minimal. Respondents may not perfectly remember their experiences in the past year (such as participation in social or civic events), and for some survey items they may answer in ways they think cast their responses in a more favorable light (recall bias and social desirability bias).

Survey Validity

See the Polco Knowledge Base article on survey validity at <https://info.polco.us/knowledge/statistical-vali>

2. See AAPOR's Standard Definitions for more information at <https://aapor.org/standards-and-ethics/standard-definitions/>
3. Pasek, J. (2014). ANES Weighting Algorithm. Retrieved from <https://surveyinsights.org/wp-content/uploads/2014/07/Full-anesrake-paper.pdf>
4. Targets come from the 2020 Census and 2022 American Community Survey

Key Findings

The local economy remains strong as residents appreciate Sioux Falls' businesses and work climate.

About 8 in 10 residents continued to offer positive marks for the overall economic health in Sioux Falls, and around 9 in 10 ranked economic health as an essential or very important area of focus in the coming two years. These high ratings for both quality and importance mark the economy as both an asset and priority for residents of the city. Many specific aspects of the economy also received high marks exceeding national benchmarks, including the overall quality of business and service establishments (90% excellent or good), the variety of business and service establishments (80%), and shopping opportunities (78%). Approximately 8 in 10 respondents were pleased with the city's employment opportunities and the vibrancy of Sioux Falls' downtown/commercial areas, both scoring much higher than other benchmark communities. A similar proportion praised Sioux Falls as a place to work, also exceeding national comparisons. Around 7 in 10 residents offered positive marks for economic development in Sioux Falls, which, despite declining slightly since 2021, remained higher than benchmarks.

The City also opted to ask several custom questions seeking insight into areas of investment or focus relating to the local economy. Around 7 in 10 agreed that Sioux Falls should place a higher priority on investing taxpayer resources to attract new industries and increase economic development. Most respondents (73%) also indicated that City tax dollars should be used to fund improvements to the Sioux Falls regional airport.

Residents share a growing concern regarding affordability.

Despite the City's overall economic strength, downward trends were seen for many items relating to affordability for Sioux Falls residents. Ratings for cost of living declined from 65% in 2021 to 45% in 2023. Similarly significant declines were seen in assessments of the availability of affordable quality food (59% excellent or good), the availability of affordable housing (26%), and the availability of affordable quality childcare/preschool (37%). When asked what impact the economy would likely have on their family income in the next six months, only 18% of residents anticipated a positive impact (compared to 33% in 2021). The availability of affordable quality health care (64%), affordable high-speed internet access (54%), and the availability of affordable quality mental health care (52%) also received less favorable ratings this year, each declining by about 10% since the previous survey effort. Despite these decreases, all items relating to affordability remained similar to national benchmark averages.

To further explore the issue of affordable childcare, the City asked two custom questions gauging support for potential methods of addressing this concern. A strong majority (92%) of residents agreed that the City should consider supporting childcare workers to get licensure or certification to help add to the workforce. Furthermore, 41% agreed that City tax dollars should be used to make childcare more affordable for all families, while 29% felt that it should be used to make childcare more affordable specifically for low-income families.

Sioux Falls residents continue to experience a high quality of life and engagement with their community.

About 8 in 10 residents gave excellent or good ratings to the overall quality of life in Sioux Falls. A slightly larger proportion of respondents positively rated Sioux Falls as a place to live and planned to remain in Sioux Falls for the next five years. Around 9 in 10 indicated they would recommend living in Sioux Falls to someone who asks, and another 8 in 10 appreciated the overall image or reputation of their community. A similar proportion praised Sioux Falls as a place to raise children.

In addition, results indicated a sustained appreciation for local engagement opportunities. Residents particularly valued their opportunities to volunteer, with 82% responding positively, ranking higher than national benchmark comparisons. Likewise, around three-quarters favorably rated the Sioux Falls community for making all residents feel welcome. Respondents were also pleased with their opportunities to participate in social events and activities (72% excellent or good), opportunities to participate in community matters (64%), and general sense of community (63%).

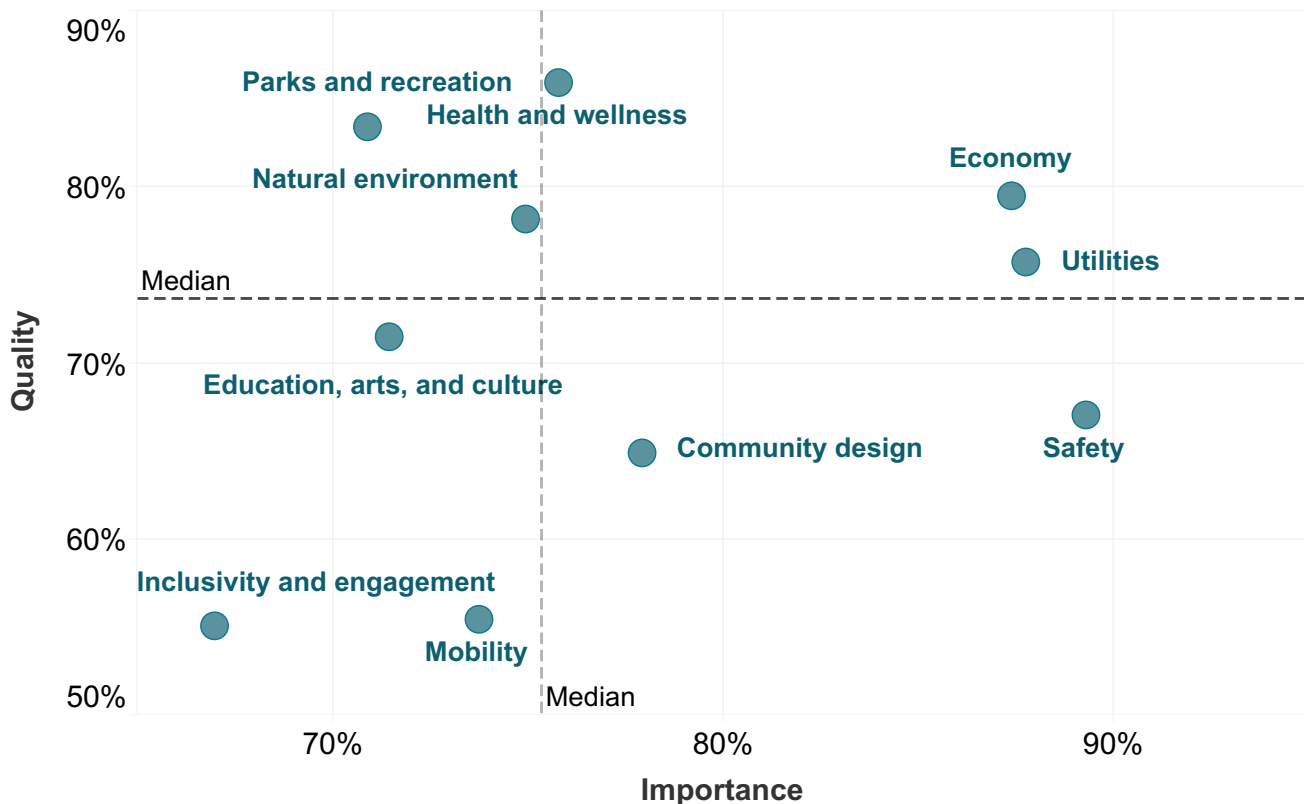
Every jurisdiction must balance limited resources while meeting resident needs and striving to optimize community livability. To this end, it is helpful to know what aspects of the community are most important to residents and which they perceive as being of higher or lower quality. It is especially helpful to know when a facet of livability is considered of high importance but rated as lower quality, as this should be a top priority to address.

Quality-Importance Matrix

To help guide City staff and officials with decisions on future resource allocation, resident ratings of the *importance* of facets were compared to their ratings of the *quality* of these facets. To identify the services perceived by residents to have relatively lower quality at the same time as relatively higher importance, all facets were ranked from highest perceived quality to lowest perceived quality and from highest perceived importance to lowest perceived importance. Some facets were in the top half of both lists (higher quality and higher importance); some were in the top half of one list but the bottom half of the other (higher quality and lower importance or lower quality and higher importance); and some facets were in the bottom half of both lists.

Facets receiving quality ratings of excellent or good by 74% or more of respondents were considered of “higher quality” and those with ratings lower than 74% were considered to be of “lower quality.” Services were classified as “more important” if they were rated as essential or very important by 75% or more of respondents. Services were rated as “less important” if they received a rating of less than 75%. This classification uses the median ratings for quality and importance to divide the services in half.

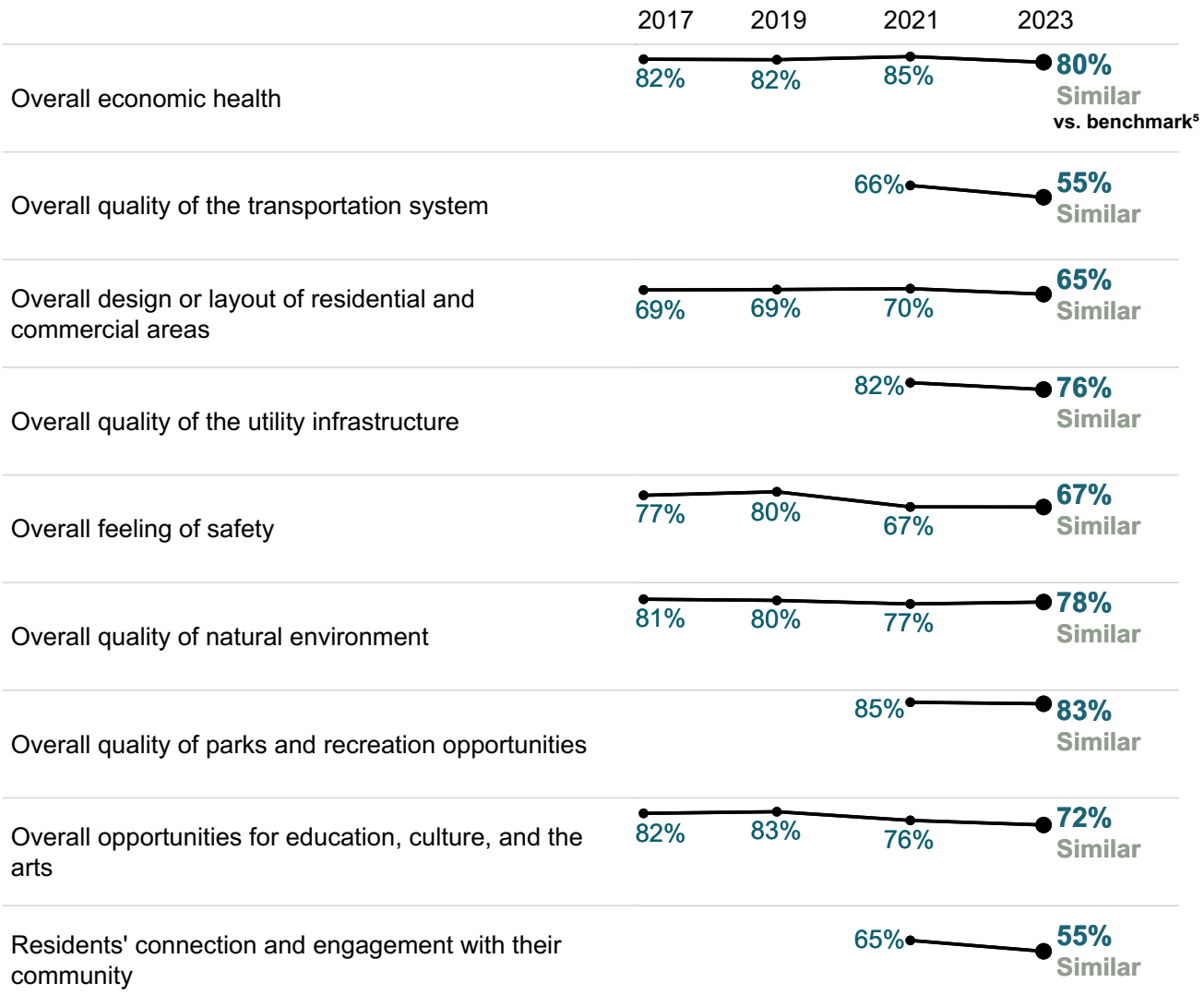
The quadrants in the figure below show which community facets were given higher or lower importance ratings (right-left) and which had higher or lower quality ratings (up-down). Facets of livability falling closer to a diagonal line from the lower left to the upper right are those where performance ratings are more commensurate with resident priorities. Facets scoring closest to the lower right hand corner of the matrix (higher in importance and lower in quality) are those that may warrant further investigation to see if changes to their delivery are necessary to improve their performance. This is the key part of this chart on which to focus. Facets falling in the top left hand corner of the chart (lower in importance but higher in quality) are areas where performance may outscore resident priorities, and may be a consideration for lower resource allocation.



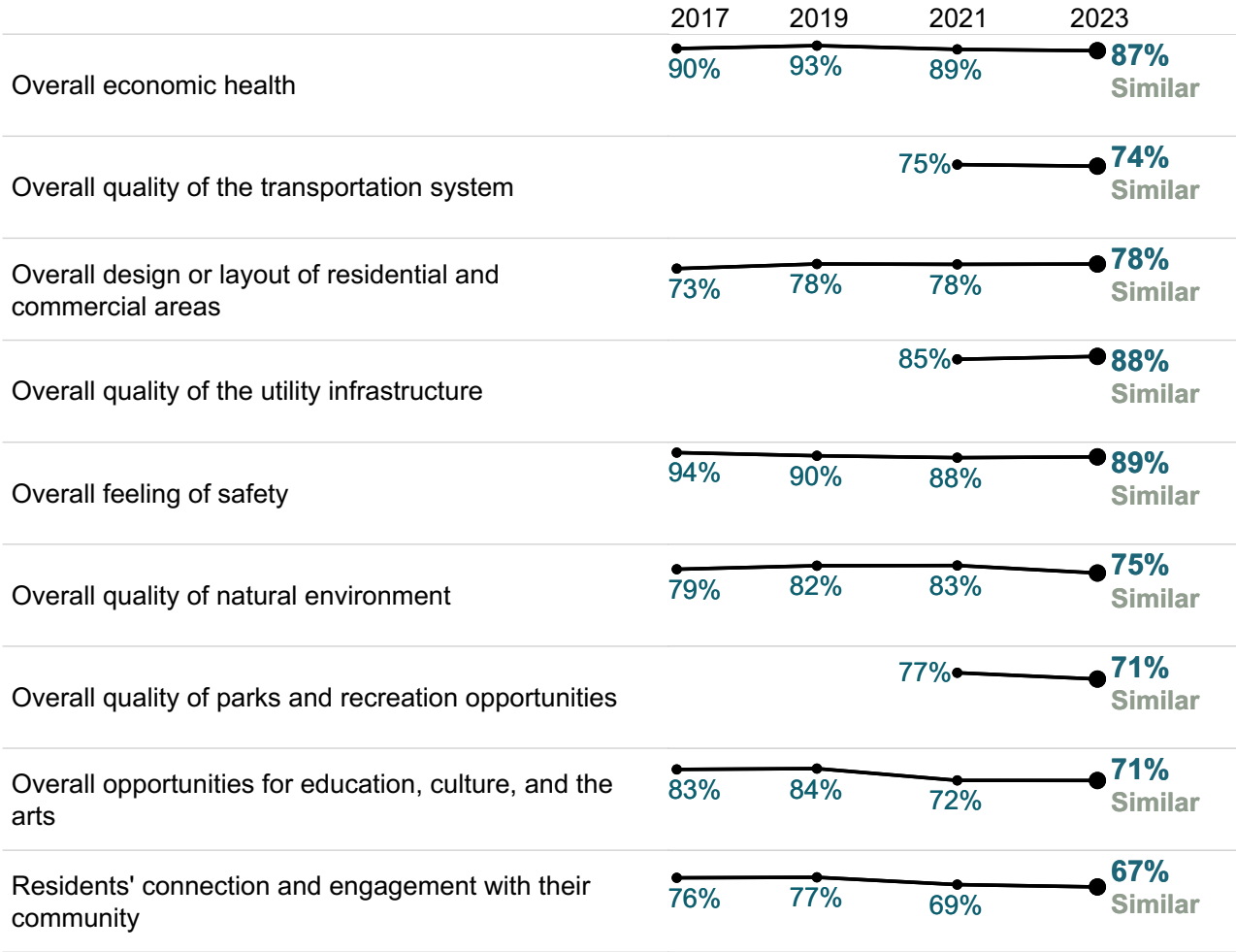
Quality and Importance by the Numbers

The charts below show the proportion of residents who rated the community facets positively for quality and the priority (importance) placed on each. Also displayed is whether local ratings were lower, similar, or higher than communities across the country (the national benchmark).

Please rate each of the following characteristics as they relate to Sioux Falls as a whole.
 (% excellent or good)



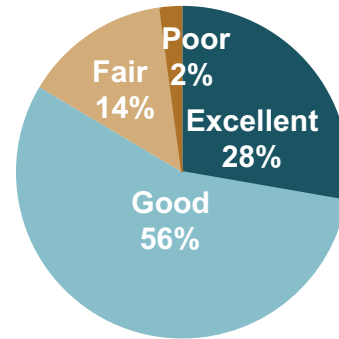
Please rate how important, if at all, you think it is for the Sioux Falls community to focus on each of the following in the coming two years.
 (% essential or very important)



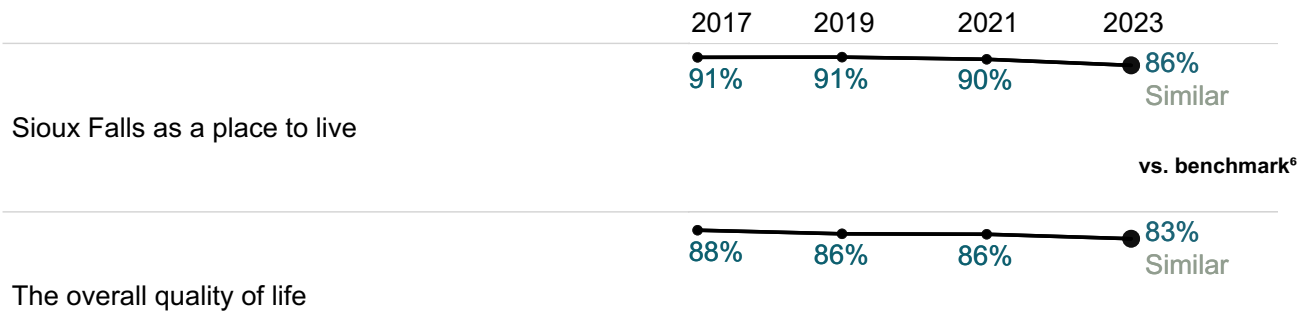
5. Comparison to the national benchmark is shown. If no comparison is available, this is left blank.

Quality of Life

Measuring community livability starts with assessing the quality of life of those who live there, and ensuring that the community is attractive, accessible, and welcoming to all.




Please rate each of the following aspects of quality of life in Sioux Falls.
(% excellent or good)



Please indicate how likely or unlikely you are to do each of the following.
(% very or somewhat likely)



Please rate each of the following in the Sioux Falls community.
(% excellent or good)

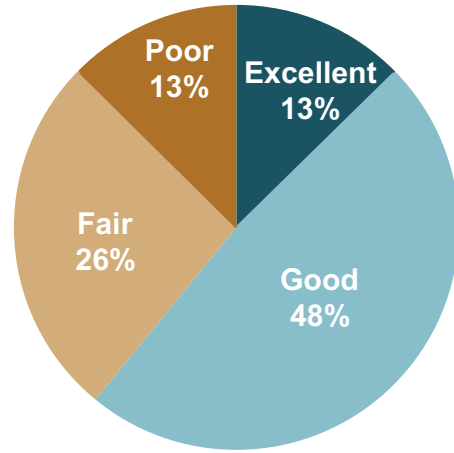


6. Comparison to the national benchmark is shown. If no comparison is available, this is left blank.

Overall confidence in Sioux Falls government, 2023

Governance

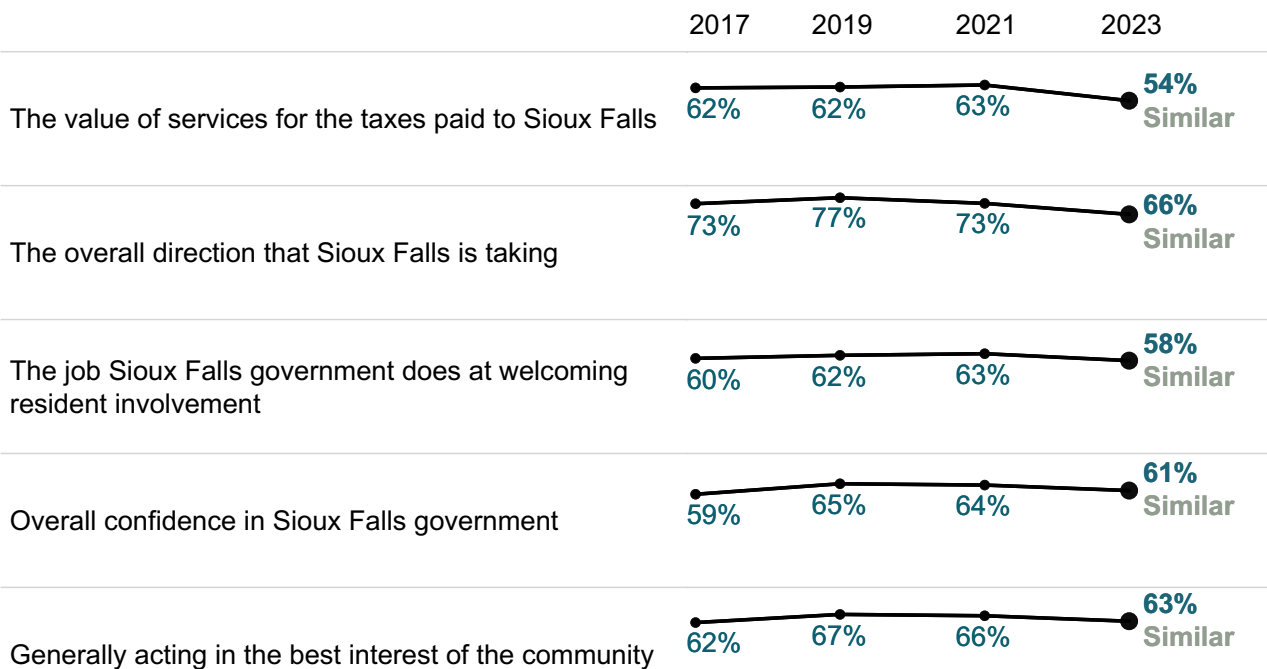
Strong local governments produce results that meet the needs of residents while making the best use of available resources, and are responsive to the present and future needs of the community as a whole.

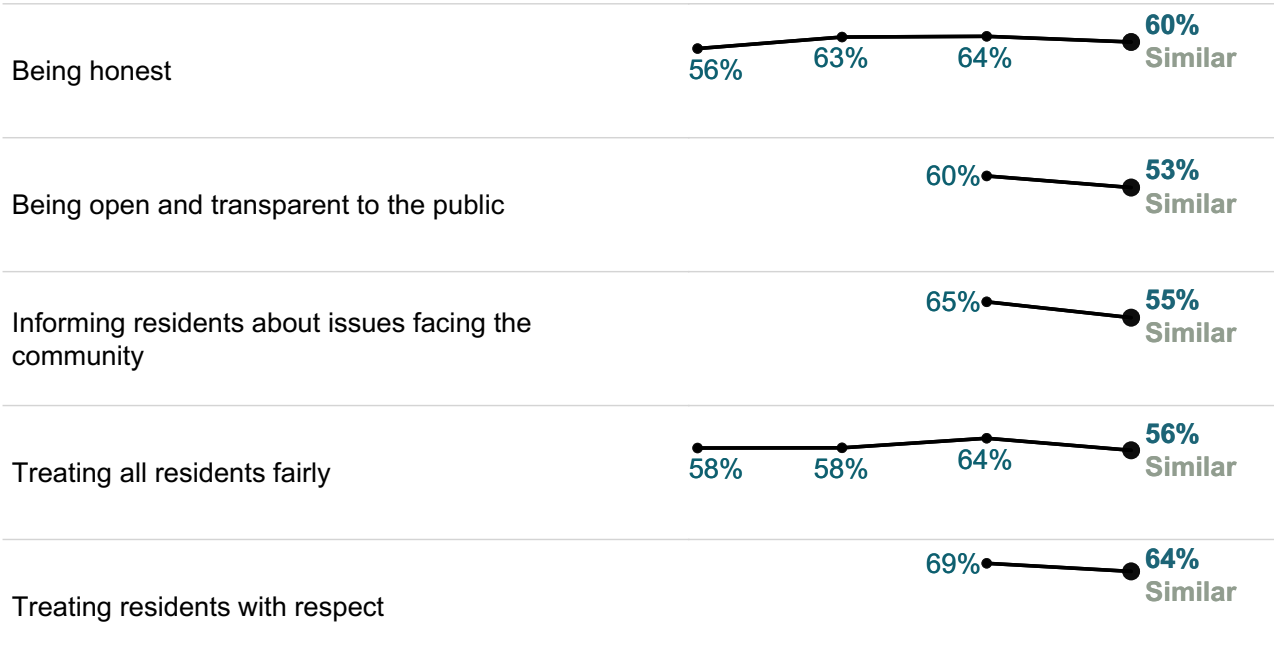


Please rate the quality of each of the following services in Sioux Falls.
(% excellent or good)



Please rate the following categories of Sioux Falls government performance.
(% excellent or good)





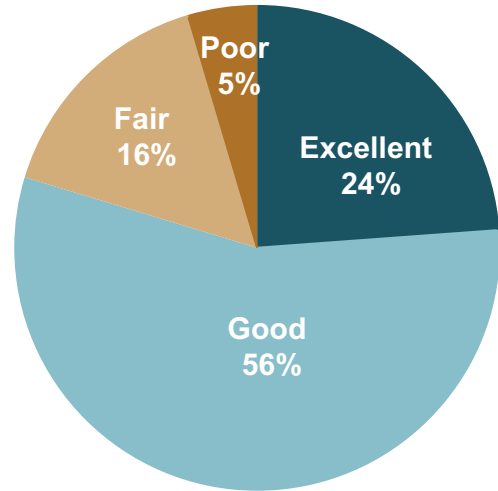
**Overall, how would you rate the quality of the services provided by each of the following?
(% excellent or good)**



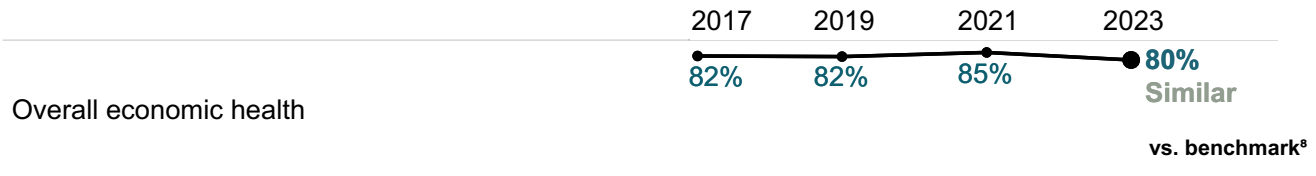
7. Comparison to the national benchmark is shown. If no comparison is available, this is left blank.

Economy

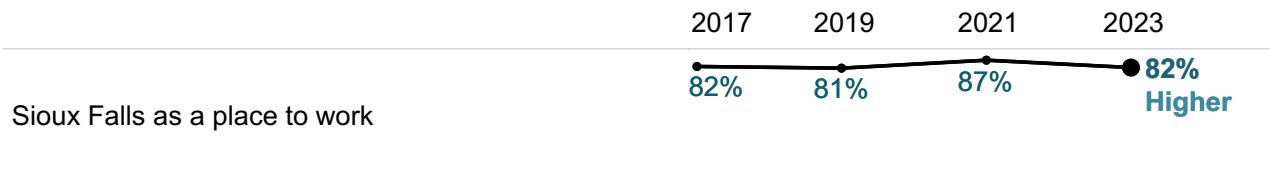
Local governments work together with private and nonprofit businesses, and with the community at large, to foster sustainable growth, create jobs, and promote a thriving local economy.



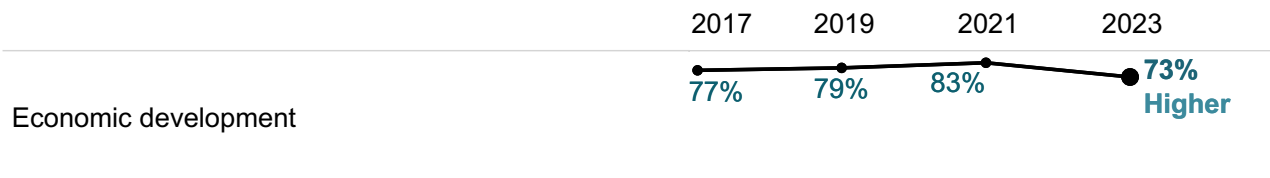
Please rate each of the following characteristics as they relate to Sioux Falls as a whole. (% excellent or good)



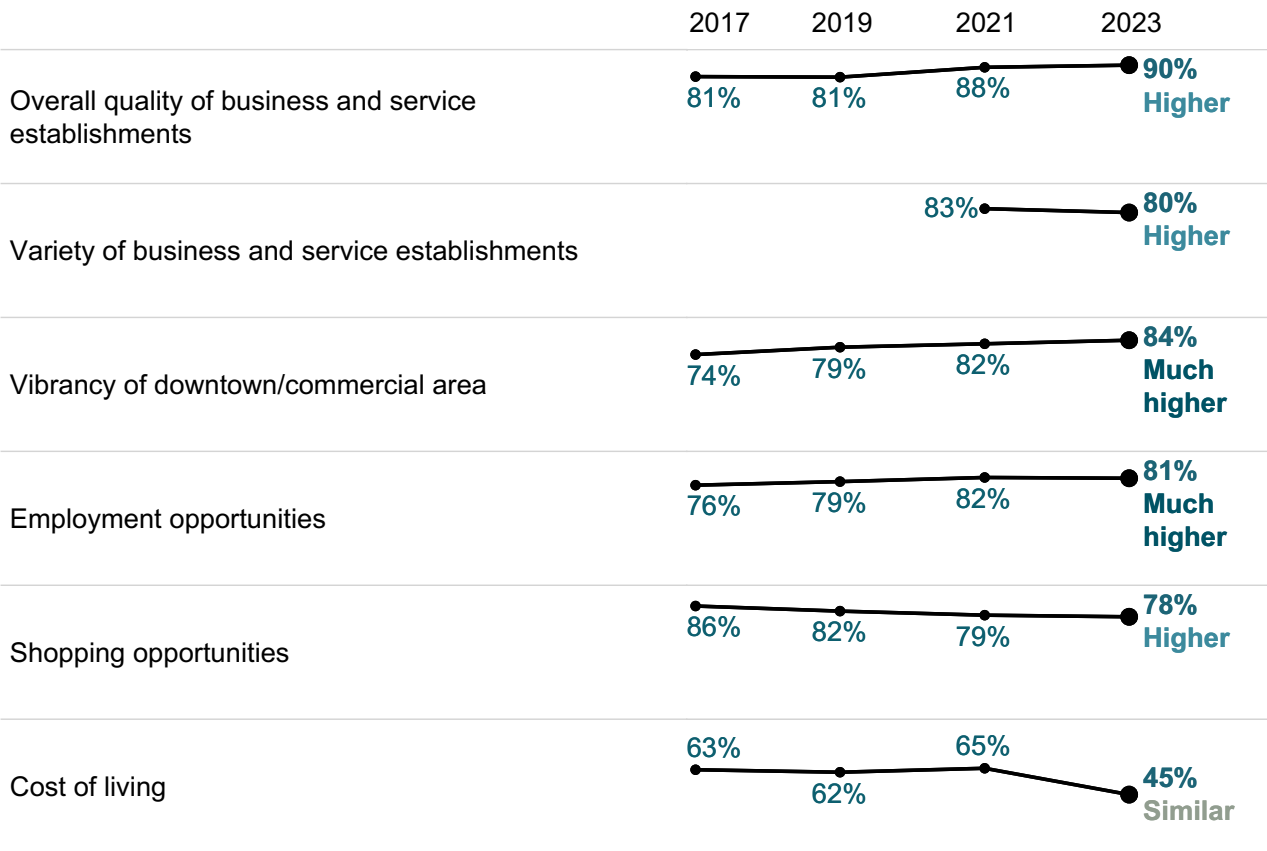
Please rate each of the following aspects of quality of life in Sioux Falls. (% excellent or good)



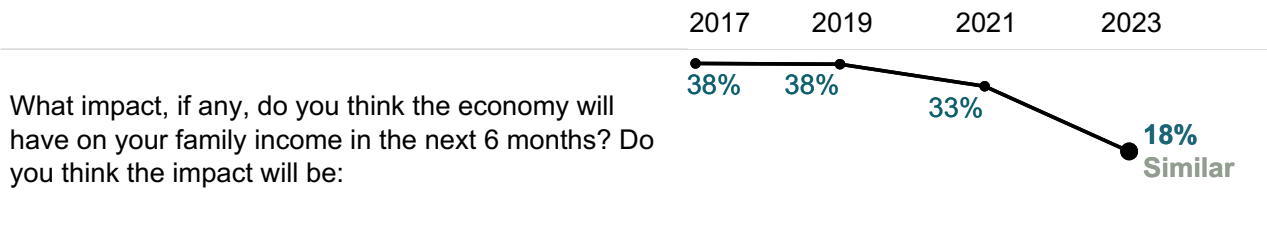
Please rate the quality of each of the following services in Sioux Falls. (% excellent or good)



Please rate each of the following in the Sioux Falls community.
 (% excellent or good)



What impact, if any, do you think the economy will have on your family income in the next 6 months? Do you think the impact will be:
 (% very or somewhat positive)

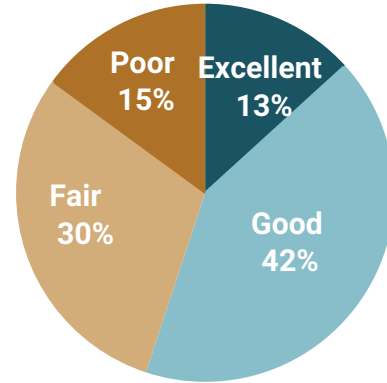


8. Comparison to the national benchmark is shown. If no comparison is available, this is left blank.


Overall quality of the transportation system in Sioux Falls, 2023

Mobility

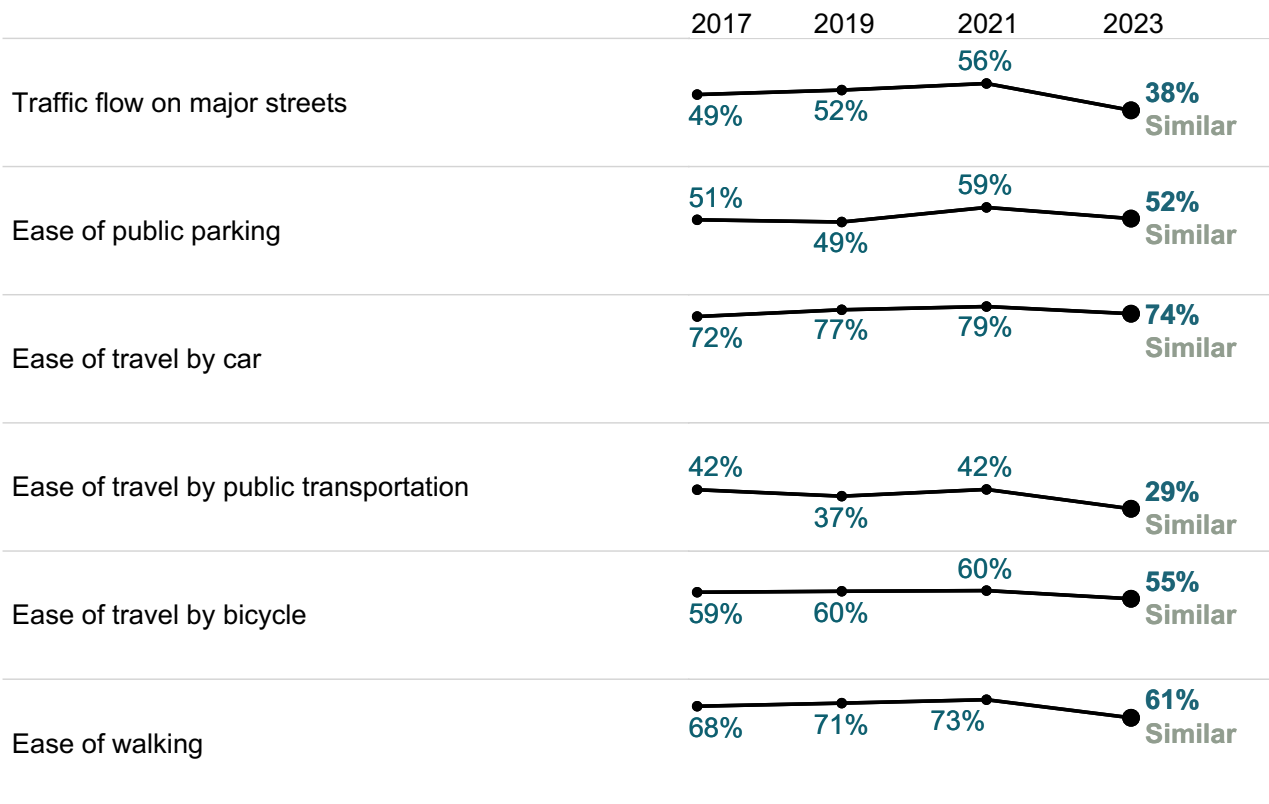
The ease with which residents can move about their communities, whether for commuting, leisure, or recreation, plays a major role in the quality of life for all who live, work, and play in the community.



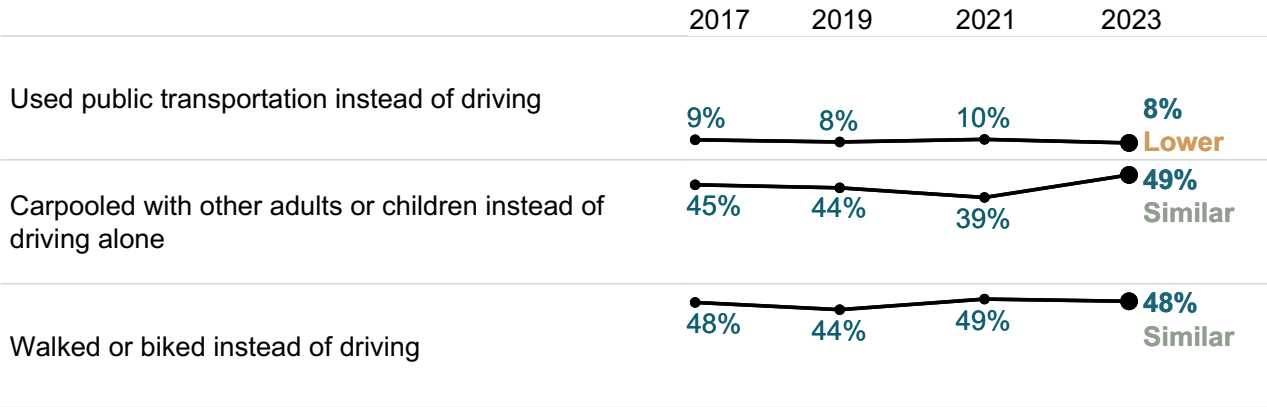
Please rate each of the following characteristics as they relate to Sioux Falls as a whole. (% excellent or good)



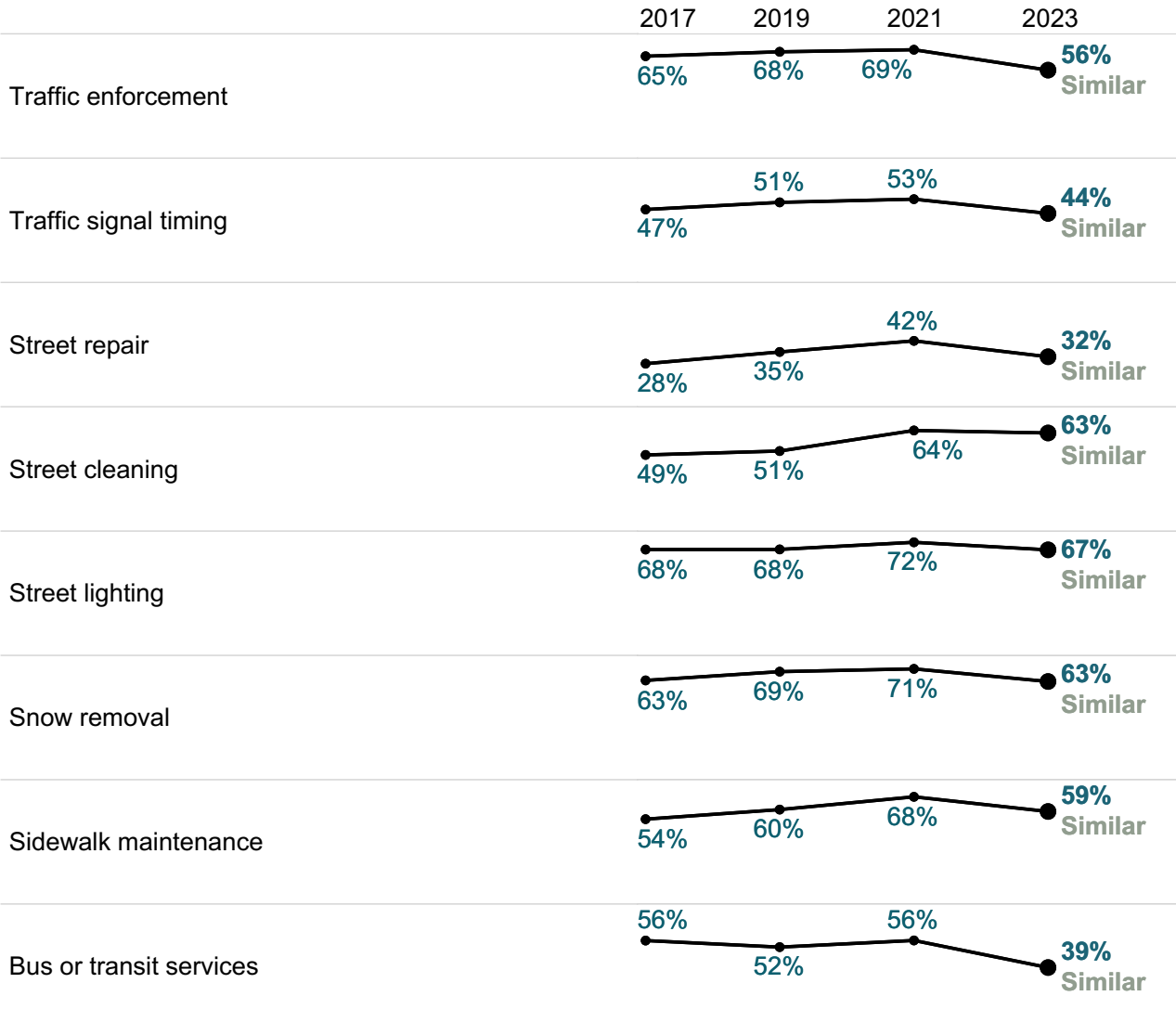
Please also rate each of the following in the Sioux Falls community. (% excellent or good)



Please indicate whether or not you have done each of the following in the last 12 months.
 (% yes)



Please rate the quality of each of the following services in Sioux Falls.
 (% excellent or good)

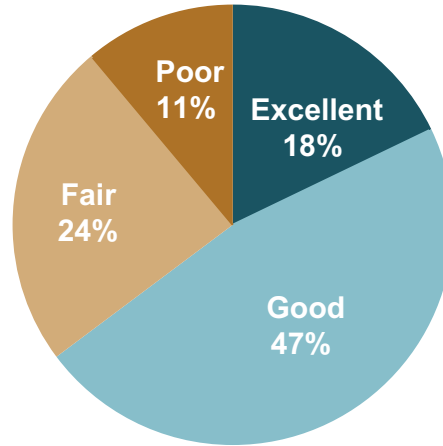


9. Comparison to the national benchmark is shown. If no comparison is available, this is left blank.

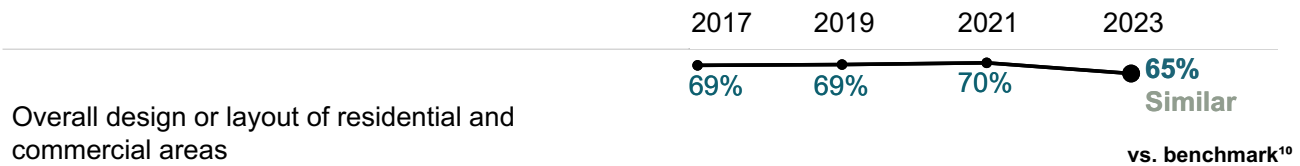
Overall design or layout of Sioux Falls's residential and commercial areas, 2023

Community Design


A well-designed community enhances the quality of life for its residents by encouraging smart land use and zoning, ensuring that affordable housing is accessible to all, and providing access to parks and other green spaces.




Please rate each of the following characteristics as they relate to Sioux Falls as a whole.
(% excellent or good)

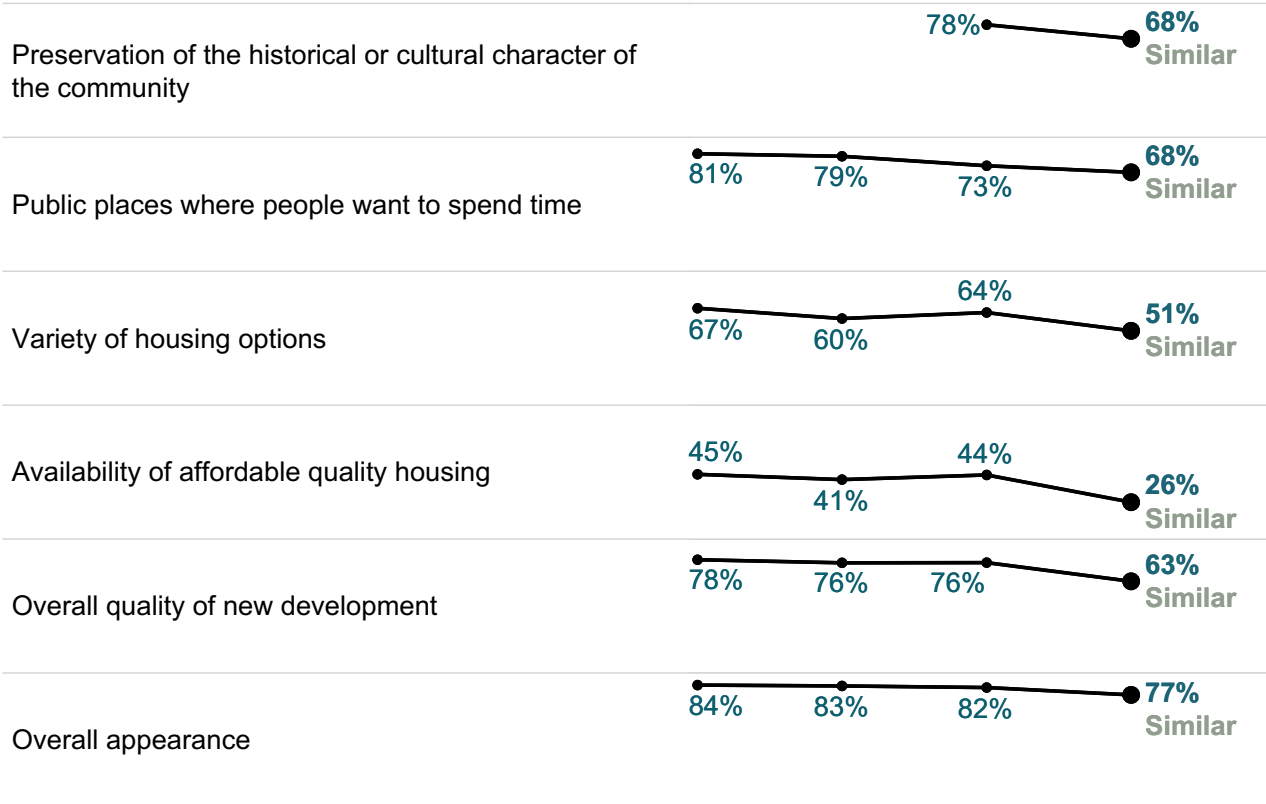


Please rate each of the following aspects of quality of life in Sioux Falls.
(% excellent or good)

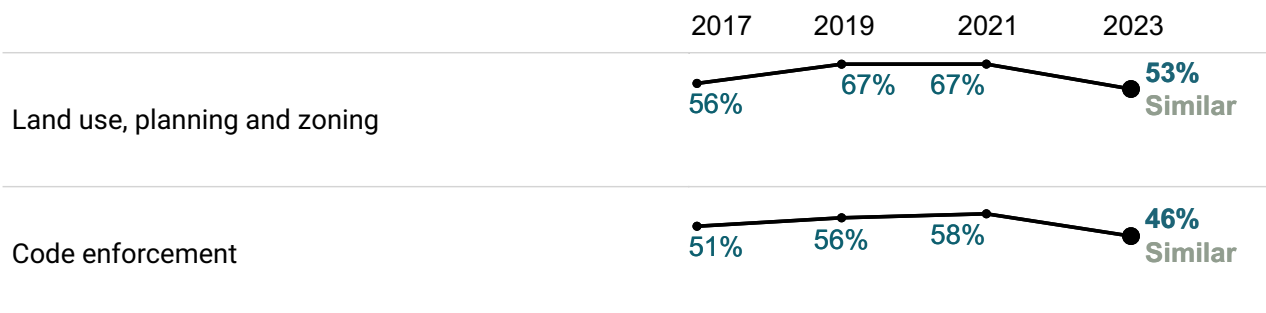


Please also rate each of the following in the Sioux Falls community.
(% excellent or good)





**Please rate the quality of each of the following services in Sioux Falls.
(% excellent or good)**

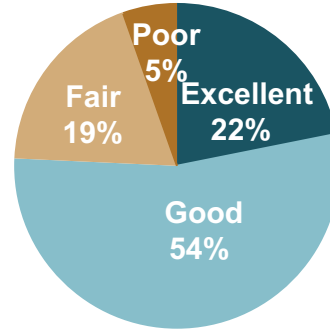


10. Comparison to the national benchmark is shown. If no comparison is available, this is left blank.


Overall quality of the utility infrastructure in Sioux Falls, 2023

Utilities

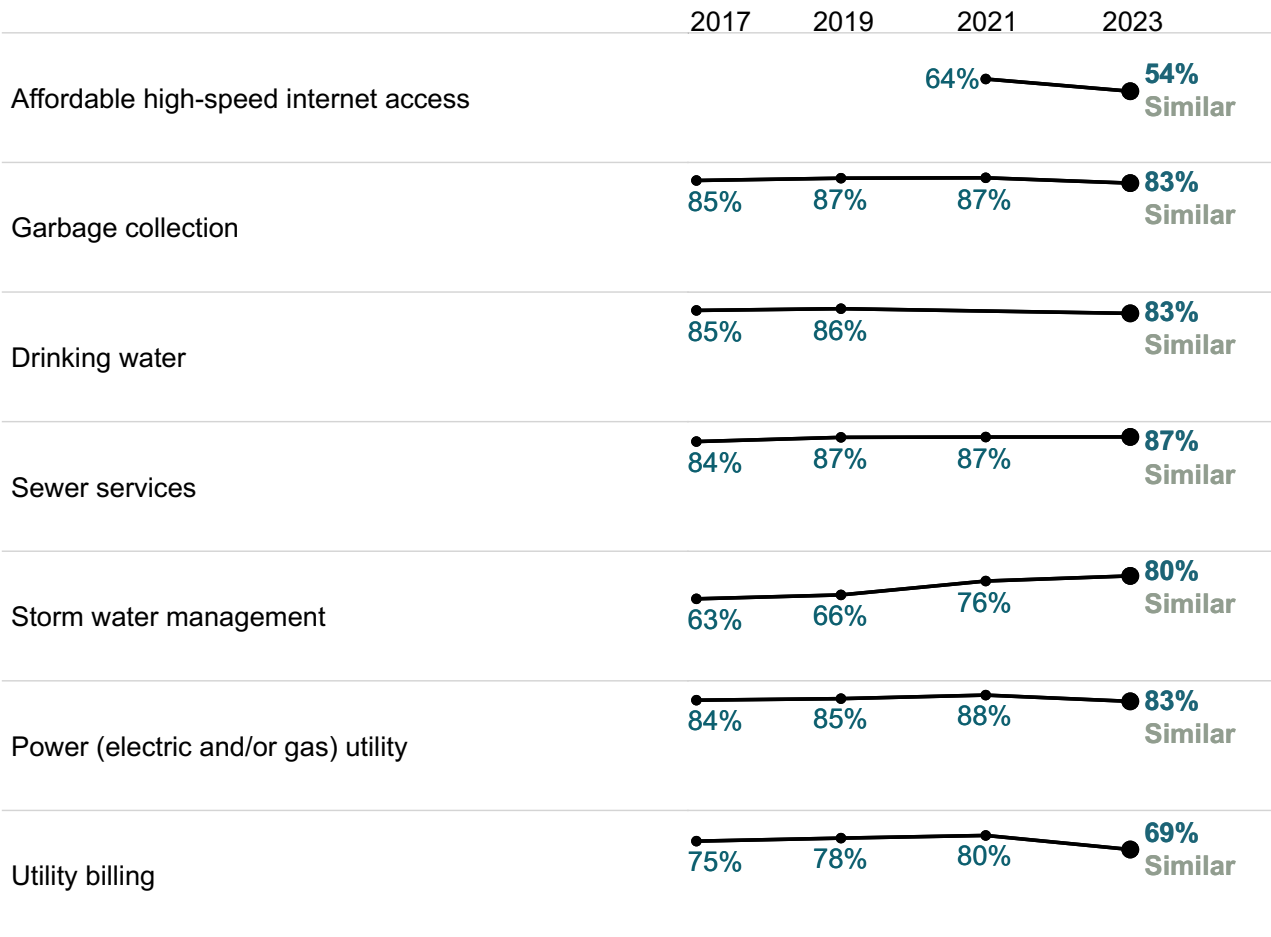
Services such as water, gas, electricity, and internet access play a vital role in ensuring the physical and economic health and well-being of the communities they serve.



Please rate each of the following characteristics as they relate to Sioux Falls as a whole. (% excellent or good)



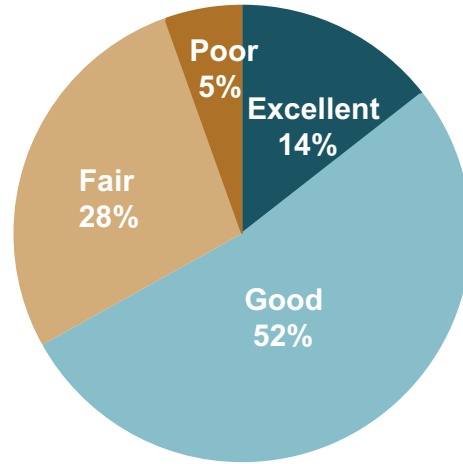
Please rate the quality of each of the following services in Sioux Falls. (% excellent or good)



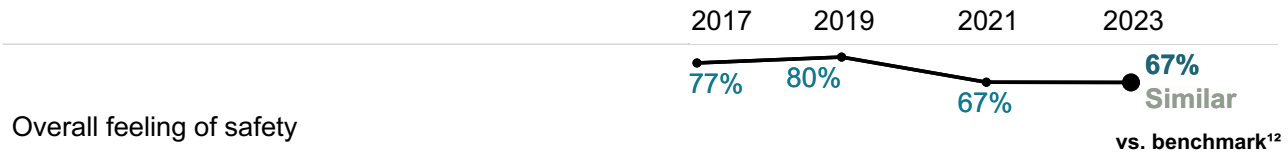
11. Comparison to the national benchmark is shown. If no comparison is available, this is left blank.

Safety


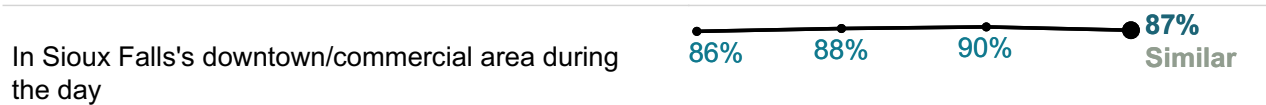
Public safety is often the most important task facing local governments. All residents should feel safe and secure in their neighborhoods and in the greater community, and providing robust safety-related services is essential to residents' quality of life.



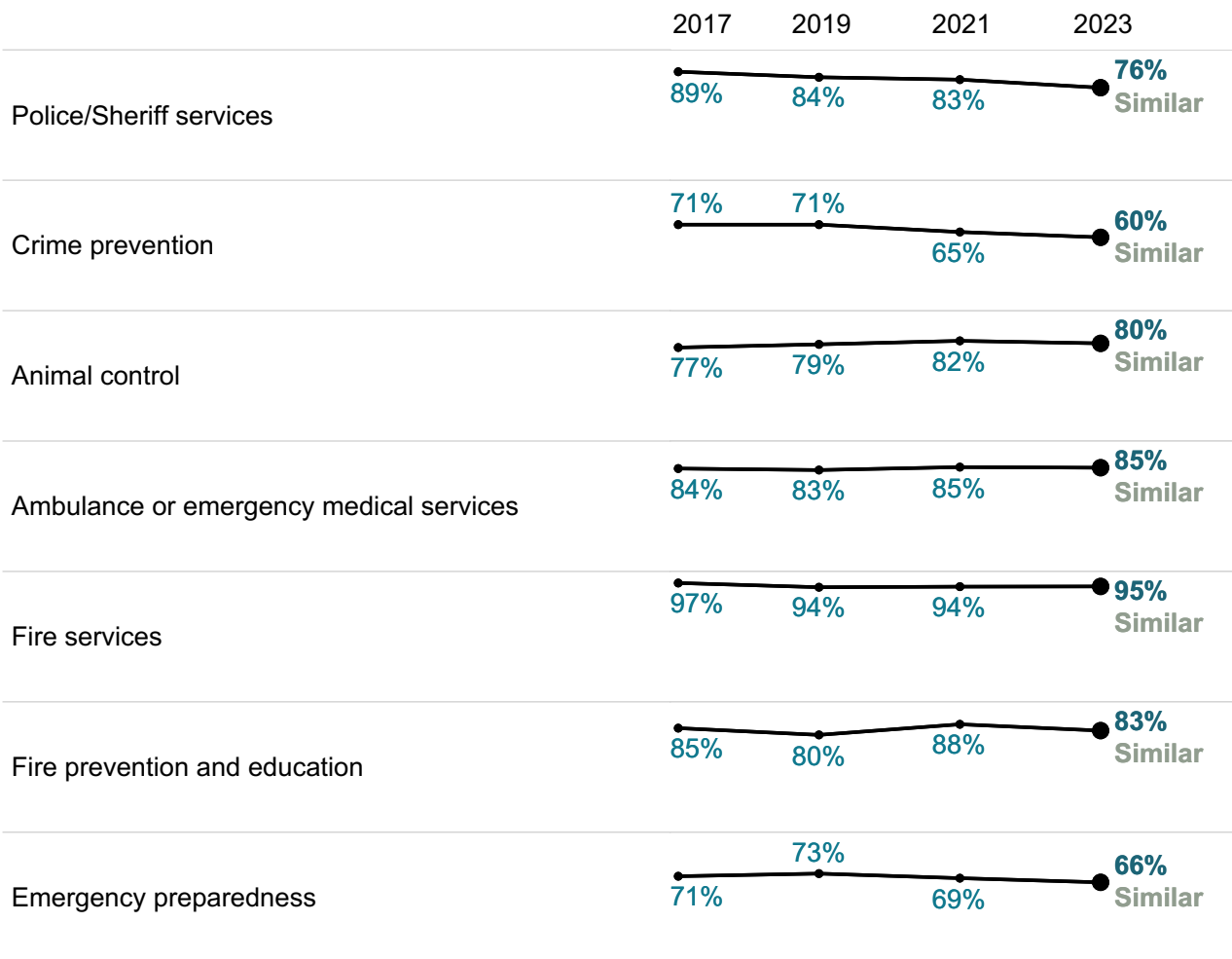
Please rate each of the following characteristics as they relate to Sioux Falls as a whole.
(% excellent or good)



Please rate how safe or unsafe you feel:
(% very or somewhat safe)



Please rate the quality of each of the following services in Sioux Falls.
 (% excellent or good)

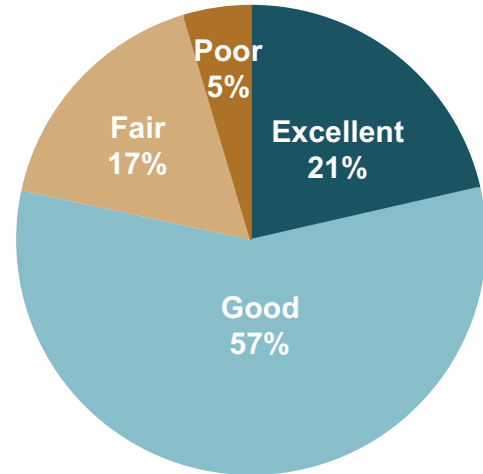


12. Comparison to the national benchmark is shown. If no comparison is available, this is left blank.


Overall quality of natural environment in Sioux Falls, 2023

Natural Environment

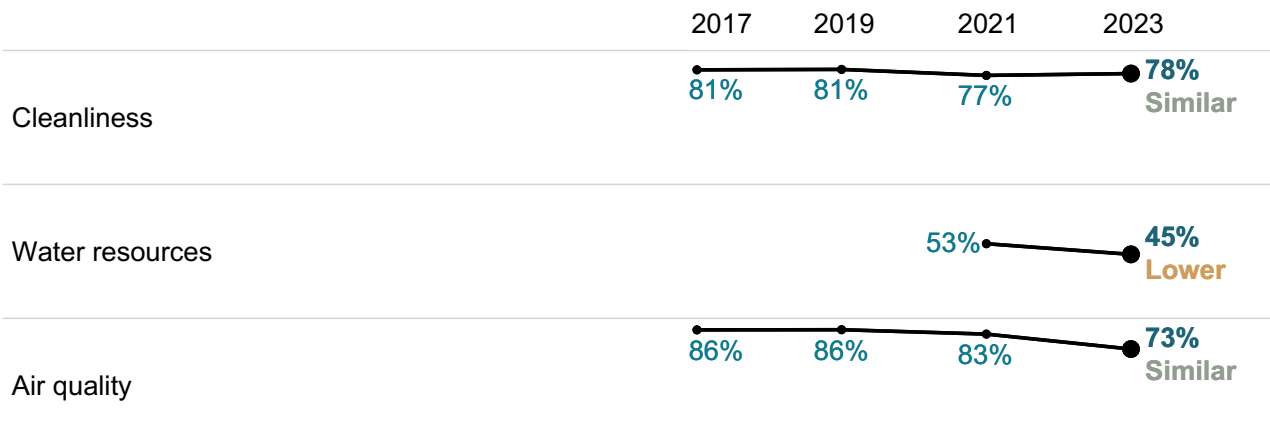
The natural environment plays a vital role in the health and well-being of residents. The natural spaces in which residents live and experience their communities has a direct and profound effect on quality of life.



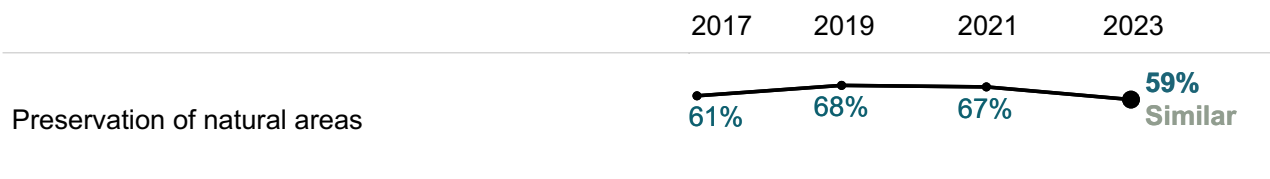
Please rate each of the following characteristics as they relate to Sioux Falls as a whole. (% excellent or good)




Please also rate each of the following in the Sioux Falls community. (% excellent or good)



Please rate the quality of each of the following services in Sioux Falls. (% excellent or good)





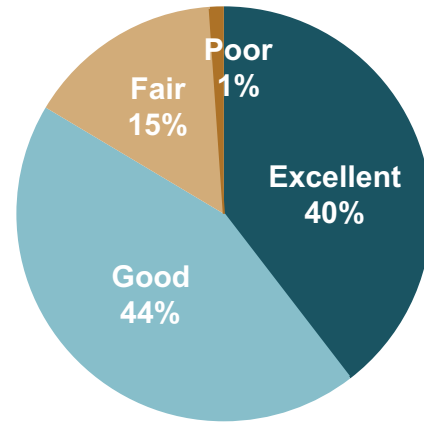
13. Comparison to the national benchmark is shown. If no comparison is available, this is left blank.

Overall quality of parks and recreation opportunities, 2023

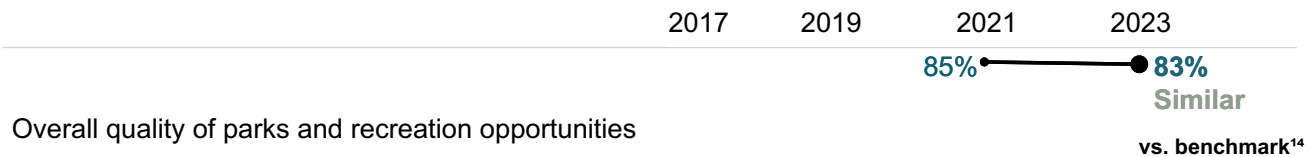
Parks and Recreation

"There are no communities that pride themselves on their quality of life, promote themselves as a desirable location for businesses to relocate, or maintain that they are environmental stewards of their natural resources, without such communities having a robust, active system of parks and recreation programs for public use and enjoyment."


- National Recreation and Park Association



Please rate each of the following characteristics as they relate to Sioux Falls as a whole.
(% excellent or good)




Please also rate each of the following in the Sioux Falls community.
(% excellent or good)



Please rate the quality of each of the following services in Sioux Falls.
(% excellent or good)





14. Comparison to the national benchmark is shown. If no comparison is available, this is left blank.

Overall health and wellness opportunities in Sioux Falls, 2023




Health and Wellness

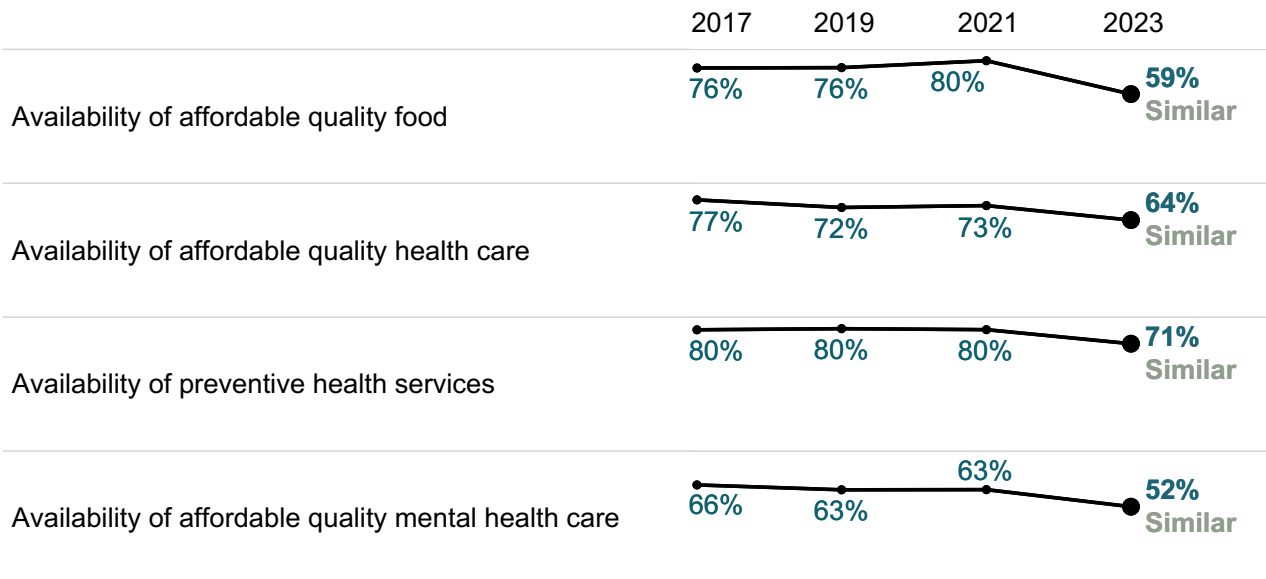
The characteristics of and amenities available in the communities in which people live has a direct impact on the health and wellness of residents, and thus, on their quality of life overall.




Please rate each of the following characteristics as they relate to Sioux Falls as a whole.
(% excellent or good)




Please also rate each of the following in the Sioux Falls community.
(% excellent or good)



Please rate the quality of each of the following services in Sioux Falls.
(% excellent or good)



Please rate your overall health.
(% excellent or very good)

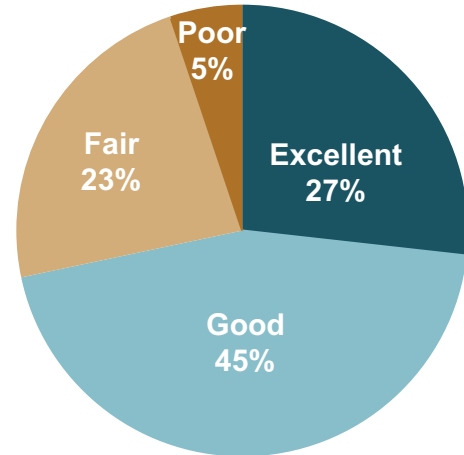


15. Comparison to the national benchmark is shown. If no comparison is available, this is left blank.

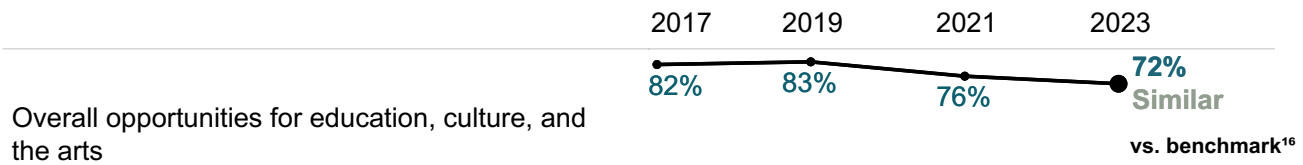
Overall opportunities for education, culture and the arts, 2023

Education, Arts, and Culture

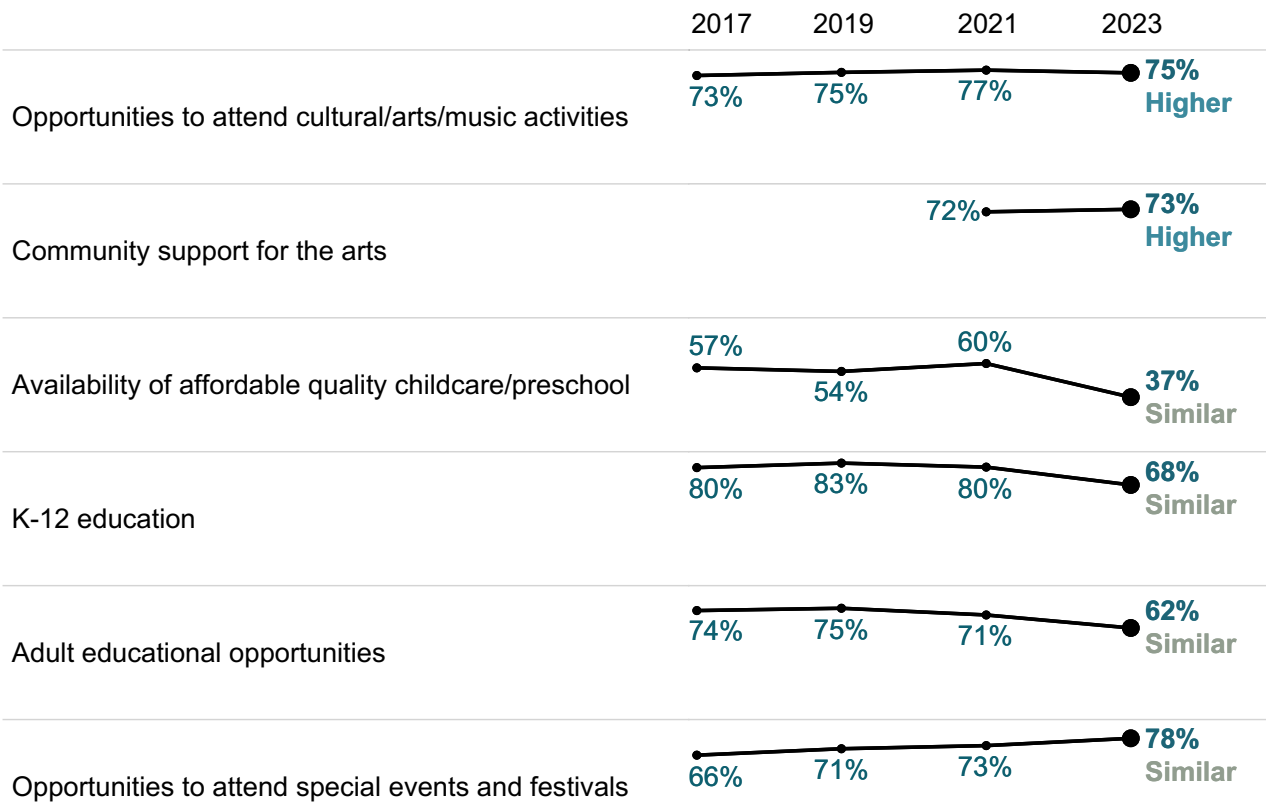
Participation in the arts, in educational opportunities, and in cultural activities is linked to increased civic engagement, greater social tolerance, and enhanced enjoyment of the local community.




Please rate each of the following characteristics as they relate to Sioux Falls as a whole. (% excellent or good)



Please also rate each of the following in the Sioux Falls community. (% excellent or good)



Please rate the quality of each of the following services in Sioux Falls.
(% excellent or good)



10. Comparison to the national benchmark is shown. If no comparison is available, this is left blank.

Residents' connection and engagement with their community, 2023

Inclusivity and Engagement

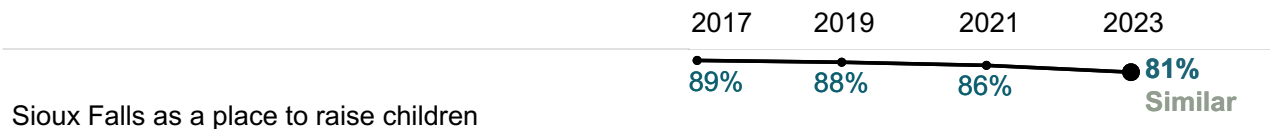
Inclusivity refers to a cultural and environmental feeling of belonging; residents who feel invited to participate within their communities feel more included, involved, and engaged than those who do not.



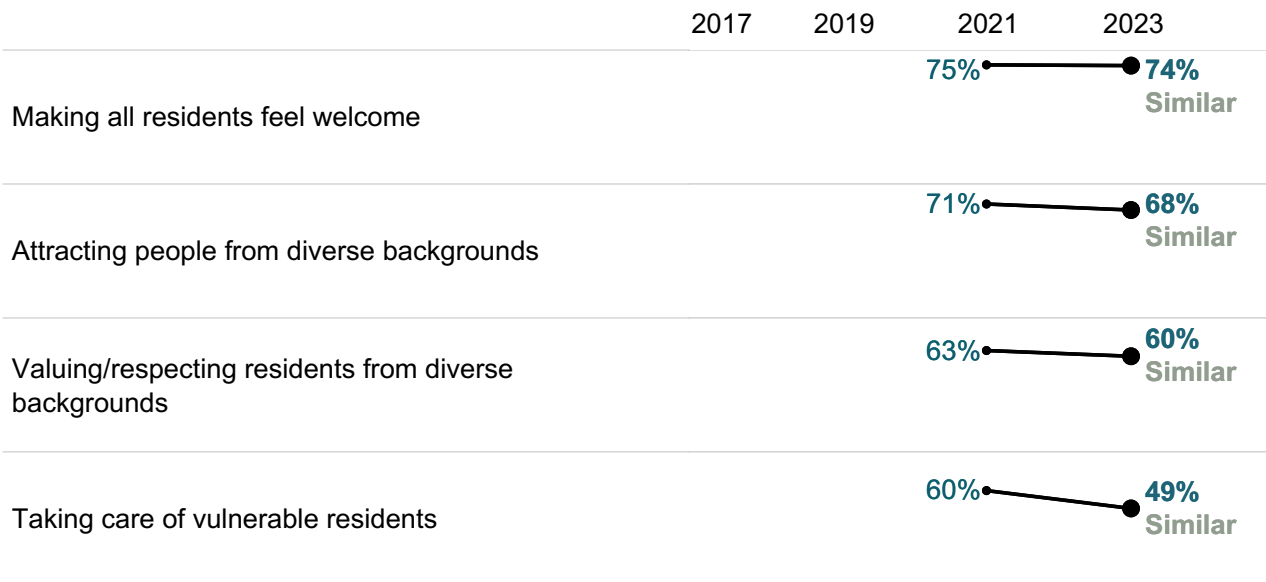
Please rate each of the following characteristics as they relate to Sioux Falls as a whole. (% excellent or good)



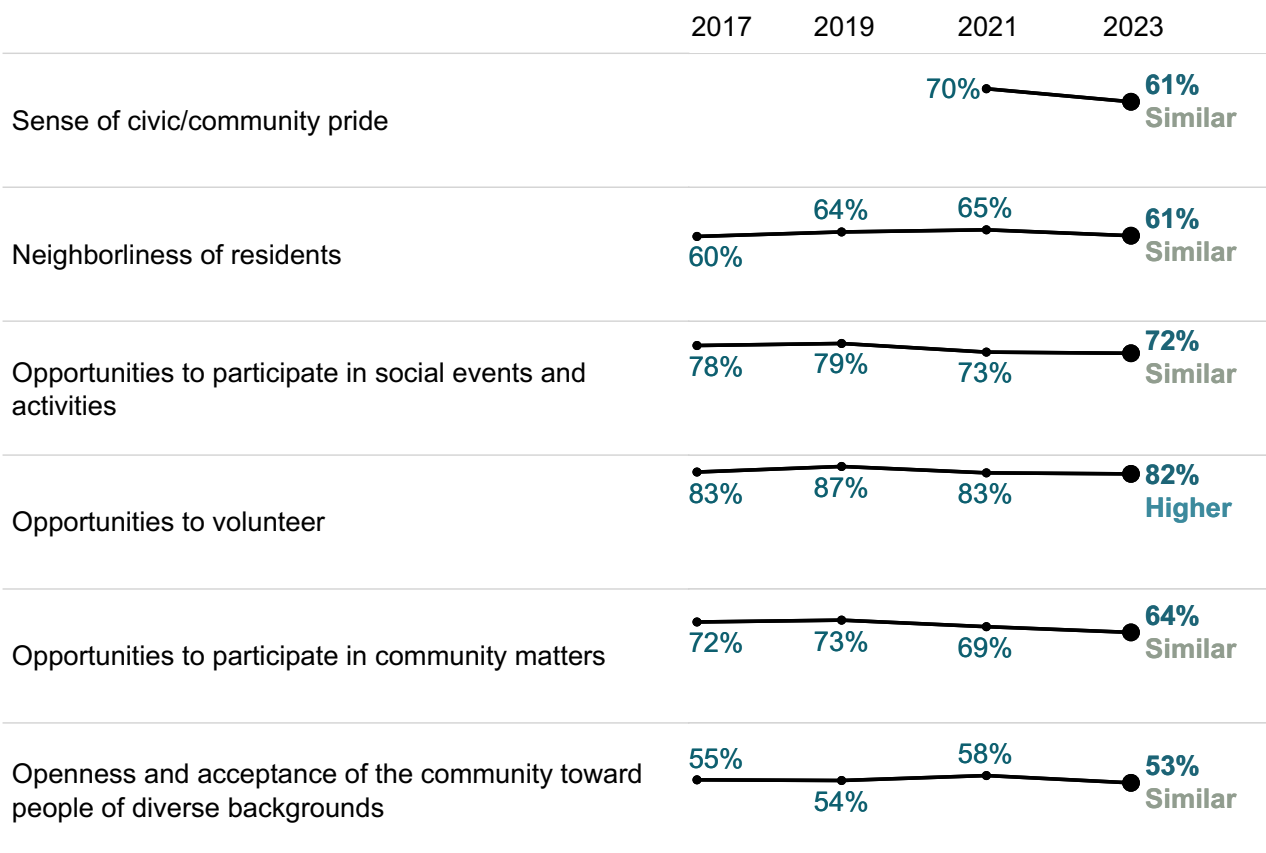
Please rate each of the following aspects of quality of life in Sioux Falls. (% excellent or good)



Please rate the job you feel the Sioux Falls community does at each of the following.
 (% excellent or good)



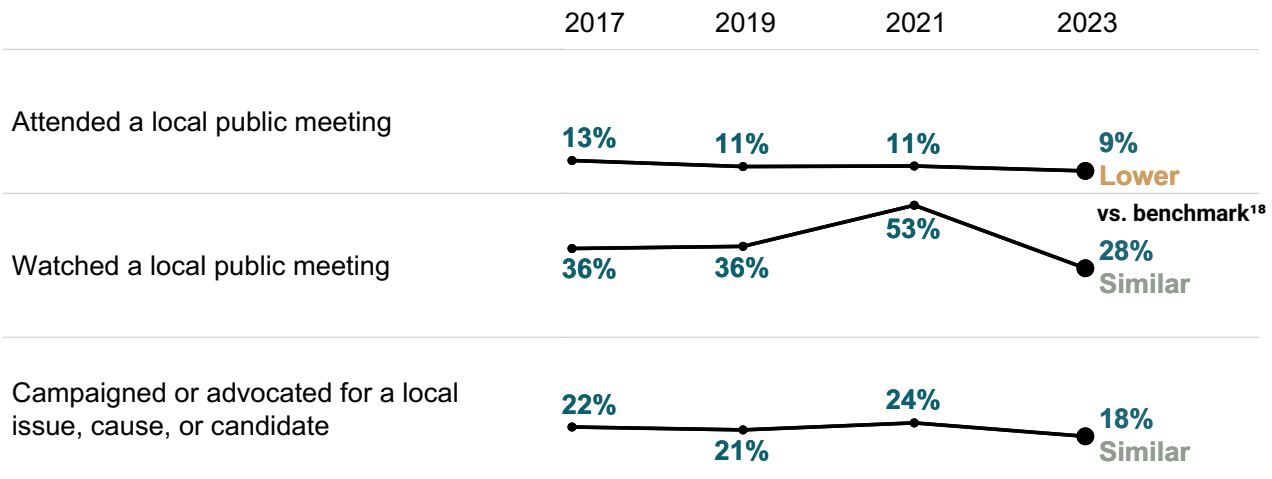
Please also rate each of the following in the Sioux Falls community.
 (% excellent or good)



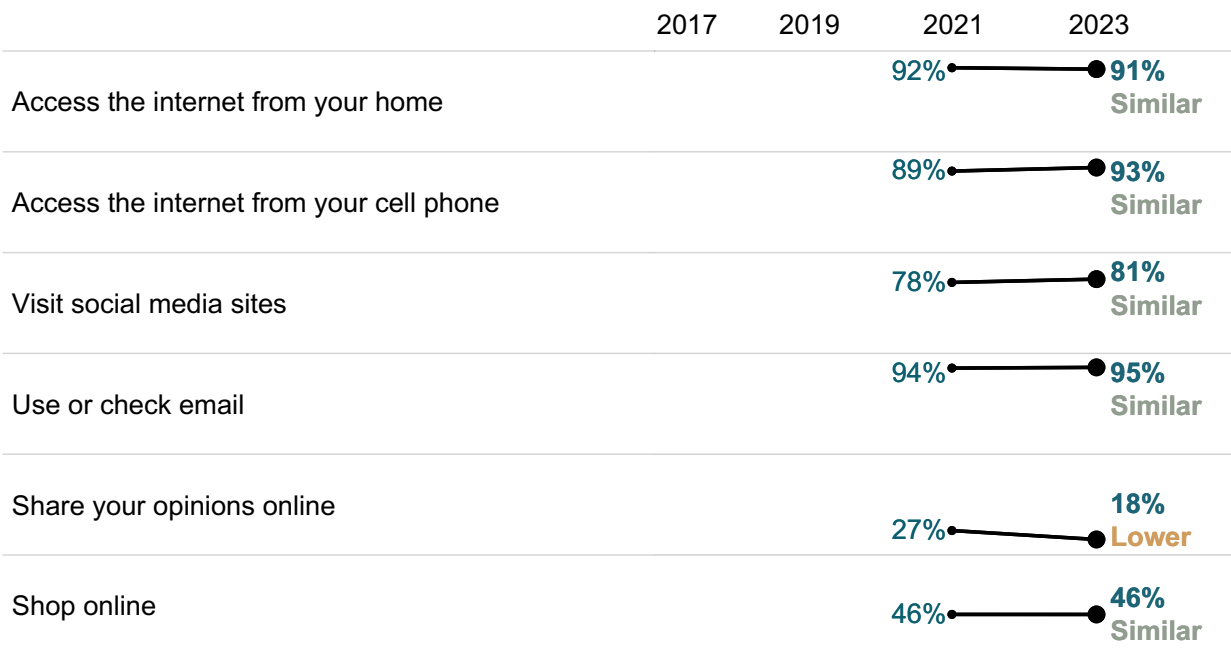
17. Comparison to the national benchmark is shown. If no comparison is available, this is left blank.

Residents' Participation Levels

Please indicate whether or not you have done each of the following in the last 12 months.
(% yes)



In general, how many times do you:
(% a few times a week or more)





























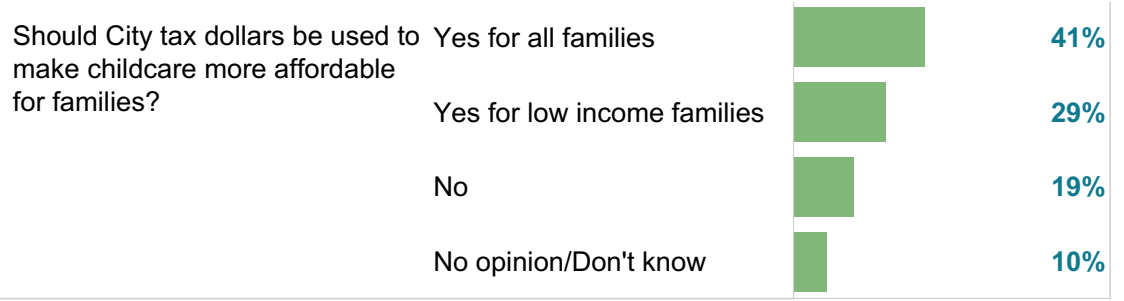
18. Comparison to the national benchmark is shown. If no comparison is available, this is left blank.

Custom questions

Below are the complete set of responses to each custom question on the survey. By default, “don’t know” responses are excluded, but may be added to the table using the response filter below.

What is the longest one-way ride time for you to consider using public transit?	15 minutes		21%	
	20 minutes		41%	
	30 minutes		29%	
	45 minutes		8%	
What is the farthest distance you would travel to utilize public transit?	3 blocks		48%	
	6 blocks		27%	
	12 blocks		25%	
Do you agree or disagree that the City of Sioux Falls should use tax dollars to fund improvements to the Sioux Falls regional airport?	Strongly agree		27%	
	Somewhat agree		46%	
	Somewhat disagree		16%	
	Strongly disagree		12%	
Do you agree or disagree that the City of Sioux Falls should allow homes to be offered as daily short-term rentals (AirBNB/VRBO/etc.) to visitors of the City?	Strongly agree		31%	
	Somewhat agree		38%	
	Somewhat disagree		17%	
	Strongly disagree		15%	
Should homeowners be allowed to park boats, trailers, RV's and campers in their driveway?	Yes		41%	
	Yes, but only in Summer		28%	
	No		19%	
	No opinion/Don't know		12%	
Do you agree or disagree that the City of Sioux Falls should prioritize the following?	Helping residents recycle at a greater rate	Strongly agree		48%

Do you agree or disagree that the City of Sioux Falls should prioritize the following?	Somewhat agree		42%
	Somewhat disagree		7%
	Strongly disagree		3%
Helping businesses recycle at a greater rate	Strongly agree		59%
	Somewhat agree		32%
	Somewhat disagree		5%
	Strongly disagree		4%
Is noise pollution a problem in your neighborhood?	Yes		25%
	No		71%
	No opinion/Don't know		4%
If it would reduce the impact on roadways and noise, would you support the City designating one garbage hauler for your neighborhood?	Strongly support		18%
	Somewhat support		33%
	Somewhat oppose		20%
	Strongly oppose		30%
The City of Sioux Falls should continue investing in having green space in the street medians.	Strongly agree		39%
	Somewhat agree		38%
	Somewhat disagree		14%
	Strongly disagree		9%
Please indicate how much you agree or disagree with the following statement: "The City of Sioux Falls should place a higher priority on investing taxpayer resources to attract new industries and increase economic development."	Strongly agree		27%
	Somewhat agree		44%
	Somewhat disagree		23%
	Strongly disagree		6%
Should the City consider supporting childcare workers to get licensure or certification to help add to the workforce?	Strongly support		53%
	Somewhat support		39%
	Somewhat oppose		6%
	Strongly oppose		2%



National Benchmark Tables

This table contains the comparisons of Sioux Falls's results to those from other communities. The first column shows the comparison of Sioux Falls's rating to the benchmark. Sioux Falls's results are noted as being "higher", "lower" or "similar" to the benchmark, meaning that the average rating given by Sioux Falls residents is statistically similar to or different than the benchmark. The second column is Sioux Falls's "percent positive." Most commonly, the percent positive is the combination of the top two most positive response options (i.e., excellent/good). The third column is the rank assigned to Sioux Falls's rating among communities where a similar question was asked. The fourth column is the number of communities that asked a similar question. The fifth column shows the percentile for Sioux Falls's result -- that is what percent of surveyed communities had a lower rating than Sioux Falls.

			% positive	Rank	Number of communities	Percentile	
Quality of Life	Please rate each of the following aspects of quality of life in Sioux Falls.	Sioux Falls as a place to live	Similar	86%	178	370	50
		The overall quality of life	Similar	83%	190	386	49
	Please indicate how likely or unlikely you are to do each of the following.	Recommend living in Sioux Falls to someone who asks	Similar	90%	108	318	66
		Remain in Sioux Falls for the next five years	Similar	86%	103	316	67
Please rate each of the following in the Sioux Falls community.	Overall image or reputation	Similar	83%	121	364	65	
Governance	Please rate the quality of each of the following services in Sioux Falls.	Public information services	Similar	72%	121	318	61
		Overall customer service by Sioux Falls employees	Similar	77%	226	366	36
Please rate the following categories of Sioux Falls government performance.	The value of services for the taxes paid to Sioux Falls	Similar	54%	174	371	51	
	The overall direction that Sioux Falls is taking	Similar	66%	85	346	75	
	The job Sioux Falls government does at welcoming resident involvement	Similar	58%	128	338	62	
	Overall confidence in Sioux Falls government	Similar	61%	107	310	65	
	Generally acting in the best interest of the community	Similar	63%	117	314	63	
	Being honest	Similar	60%	132	305	57	
	Being open and transparent to the public	Similar	53%	118	258	54	
	Informing residents about issues facing the community	Similar	55%	87	262	67	
	Treating all residents fairly	Similar	56%	167	311	46	
Treating residents with respect	Similar	64%	131	255	49		

Governance	Overall, how would you rate the quality of the services provided by each of the following?	The City of Sioux Falls	Similar	74%	156	365	56
		The Federal Government	Similar	39%	154	298	48
Economy	Please rate each of the following aspects of quality of life in Sioux Falls.	Sioux Falls as a place to work	Higher	82%	56	364	84
		Sioux Falls as a place to visit	Similar	66%	139	323	56
	Please rate each of the following characteristics as they relate to Sioux Falls as a whole.	Overall economic health	Similar	80%	89	317	72
		Overall quality of business and service establishments	Higher	90%	30	317	90
	Please rate each of the following in the Sioux Falls community.	Variety of business and service establishments	Higher	80%	16	253	94
		Vibrancy of downtown/commercial area	Much higher	84%	23	296	92
		Employment opportunities	Much higher	81%	3	330	99
		Shopping opportunities	Higher	78%	25	320	92
		Cost of living	Similar	45%	91	307	70
	Please rate the quality of each of the following services in Sioux Falls.	Economic development	Higher	73%	26	312	91
Please rate how important, if at all, you think it is for the Sioux Falls community to focus on each of the following in the coming two years.	Overall economic health	Similar	87%	225	291	22	
	What impact, if any, do you think the economy will have on your family income in the next 6 months? Do you think the impact will be:	Similar	18%	178	300	41	
Mobility	Please rate each of the following characteristics as they relate to Sioux Falls as a whole.	Overall quality of the transportation system	Similar	55%	110	261	58
		Traffic flow on major streets	Similar	38%	239	338	27
	Please also rate each of the following in the Sioux Falls community.	Ease of public parking	Similar	52%	196	296	33
		Ease of travel by car	Similar	74%	159	328	51
		Ease of travel by public transportation	Similar	29%	185	300	38
		Ease of travel by bicycle	Similar	55%	150	328	53
		Ease of walking	Similar	61%	188	332	42
Please indicate whether or not you have done each of the following in the last 12 months.	Used public transportation instead of driving	Lower	8%	214	282	24	

Mobility	Please indicate whether or not you have done each of the following in the last 12 months.	Carpooled with other adults or children instead of driving alone	Similar	49%	73	299	75
		Walked or biked instead of driving	Similar	48%	223	301	26
	Please rate the quality of each of the following services in Sioux Falls.	Traffic enforcement	Similar	56%	237	359	32
		Traffic signal timing	Similar	44%	222	310	28
		Street repair	Similar	32%	250	351	28
		Street cleaning	Similar	63%	194	321	39
		Street lighting	Similar	67%	136	349	59
		Snow removal	Similar	63%	152	273	43
		Sidewalk maintenance	Similar	59%	162	321	49
		Bus or transit services	Similar	39%	185	289	36
Please rate how important, if at all, you think it is for the Sioux Falls community to focus on each of the following in the coming two years.	Overall quality of the transportation system	Similar	74%	121	251	52	
Community Design	Please rate each of the following aspects of quality of life in Sioux Falls.	Your neighborhood as a place to live	Similar	77%	229	324	28
	Please rate each of the following characteristics as they relate to Sioux Falls as a whole.	Overall design or layout of residential and commercial areas	Similar	65%	118	308	61
	Please also rate each of the following in the Sioux Falls community.	Well-planned residential growth	Similar	56%	91	255	64
		Well-planned commercial growth	Higher	66%	19	254	92
		Well-designed neighborhoods	Similar	60%	123	255	51
		Preservation of the historical or cultural character of the community	Similar	68%	74	251	70
		Public places where people want to spend time	Similar	68%	93	302	69
		Variety of housing options	Similar	51%	142	315	54
		Availability of affordable quality housing	Similar	26%	197	337	41
		Overall quality of new development	Similar	63%	60	326	81
Overall appearance	Similar	77%	161	340	51		

Community Design	Please rate the quality of each of the following services in Sioux Falls.	Land use, planning and zoning	Similar	53%	85	321	73
		Code enforcement	Similar	46%	173	351	49
	Please rate how important, if at all, you think it is for the Sioux Falls community to focus on each of the following in the coming two years.	Overall design or layout of residential and commercial areas	Similar	78%	129	291	55
Utilities	Please rate each of the following characteristics as they relate to Sioux Falls as a whole.	Overall quality of the utility infrastructure	Similar	76%	76	252	70
		Affordable high-speed internet access	Similar	54%	84	249	66
	Please rate the quality of each of the following services in Sioux Falls.	Garbage collection	Similar	83%	171	331	47
		Drinking water	Similar	83%	75	319	76
		Sewer services	Similar	87%	73	316	76
		Storm water management	Similar	80%	87	331	73
		Power (electric and/or gas) utility	Similar	83%	68	273	75
		Utility billing	Similar	69%	147	295	50
		Overall quality of the utility infrastructure	Similar	88%	193	251	23
Safety	Please rate each of the following characteristics as they relate to Sioux Falls as a whole.	Overall feeling of safety	Similar	67%	256	356	26
		Please rate how safe or unsafe you feel:	In your neighborhood during the day	Similar	94%	187	335
	In Sioux Falls's downtown/commercial area during the day		Similar	87%	217	323	32
	From property crime		Similar	69%	193	263	26
	From violent crime		Similar	79%	188	263	28
	From fire, flood, or other natural disaster		Similar	88%	94	253	63
	Please rate the quality of each of the following services in Sioux Falls.	Police/Sheriff services	Similar	76%	237	383	36
		Crime prevention	Similar	60%	232	360	33
		Animal control	Similar	80%	68	332	79
Ambulance or emergency medical services		Similar	85%	219	328	31	

Safety	Please rate the quality of each of the following services in Sioux Falls.	Fire services	Similar	95%	163	347	51
		Fire prevention and education	Similar	83%	148	316	52
		Emergency preparedness	Similar	66%	168	317	46
	Please rate how important, if at all, you think it is for the Sioux Falls community to focus on each of the following in the coming two years.	Overall feeling of safety	Similar	89%	147	291	49
Natural environment	Please rate each of the following characteristics as they relate to Sioux Falls as a whole.	Overall quality of natural environment	Similar	78%	189	317	40
		Please also rate each of the following in the Sioux Falls community.	Cleanliness	Similar	78%	180	331
	Water resources		Lower	45%	181	234	23
	Air quality		Similar	73%	213	303	30
	Please rate the quality of each of the following services in Sioux Falls.	Preservation of natural areas	Similar	59%	158	302	47
		Sioux Falls open space	Similar	64%	156	300	48
		Recycling	Similar	67%	218	335	34
		Yard waste pick-up	Similar	64%	198	297	32
Please rate how important, if at all, you think it is for the Sioux Falls community to focus on each of the following in the coming two years.	Overall quality of natural environment	Similar	75%	264	291	9	
Parks and Recreation	Please rate each of the following characteristics as they relate to Sioux Falls as a whole.	Overall quality of parks and recreation opportunities	Similar	83%	93	258	64
		Please also rate each of the following in the Sioux Falls community.	Availability of paths and walking trails	Similar	82%	91	332
	Fitness opportunities		Higher	84%	57	304	81
	Recreational opportunities		Similar	77%	103	322	68
	Please rate the quality of each of the following services in Sioux Falls.	City parks	Similar	87%	103	328	68
		Recreation programs or classes	Similar	83%	85	325	73
		Recreation centers or facilities	Similar	76%	106	312	66
	Please rate how important, if at all, you think it is for the Sioux Falls community to focus on each of the following in the coming two years.	Overall quality of parks and recreation opportunities	Similar	71%	244	252	3
Health and wellness	Please rate each of the following characteristics as they relate to Sioux Falls as a whole.	Overall health and wellness opportunities	Higher	86%	45	310	85

Health and wellness	Please also rate each of the following in the Sioux Falls community.	Availability of affordable quality food	Similar	59%	156	301	48
		Availability of affordable quality health care	Similar	64%	98	308	68
		Availability of preventive health services	Similar	71%	64	295	78
		Availability of affordable quality mental health care	Similar	52%	70	299	76
	Please rate the quality of each of the following services in Sioux Falls.	Health services	Higher	81%	40	292	86
		Overall health and wellness opportunities	Similar	76%	175	291	40
Education, Arts and Culture	Please rate each of the following characteristics as they relate to Sioux Falls as a whole.	Overall opportunities for education, culture, and the arts	Similar	72%	87	313	72
		Overall opportunities for education, culture, and the arts	Similar	76%	175	291	40
	Please also rate each of the following in the Sioux Falls community.	Please rate your overall health.	Similar	67%	164	297	45
		Opportunities to attend cultural/arts/music activities	Higher	75%	46	318	85
		Community support for the arts	Higher	73%	62	251	75
		Availability of affordable quality childcare/preschool	Similar	37%	222	310	28
Please rate the quality of each of the following services in Sioux Falls.	K-12 education	Similar	68%	162	313	48	
	Adult educational opportunities	Similar	62%	85	303	72	
	Opportunities to attend special events and festivals	Similar	78%	61	308	80	
Please rate how important, if at all, you think it is for the Sioux Falls community to focus on each of the following in the coming two years.	Public library services	Similar	89%	166	327	49	
	Overall opportunities for education, culture, and the arts	Similar	71%	197	291	32	
	Overall opportunities for education, culture, and the arts	Similar	71%	197	291	32	
Inclusivity and Engagement	Please rate each of the following aspects of quality of life in Sioux Falls.	Sioux Falls as a place to raise children	Similar	81%	201	374	44
		Sioux Falls as a place to retire	Similar	66%	192	369	46
		Sense of community	Similar	63%	171	335	48
	Please rate each of the following characteristics as they relate to Sioux Falls as a whole.	Residents' connection and engagement with their community	Similar	55%	136	255	46
		Residents' connection and engagement with their community	Similar	55%	136	255	46
	Please rate the job you feel the Sioux Falls community does at each of the following.	Making all residents feel welcome	Similar	74%	126	257	51
Attracting people from diverse backgrounds		Similar	68%	62	254	75	

Inclusivity and Engagement

Please rate the job you feel the Sioux Falls community does at each of the following.	Valuing/respecting residents from diverse backgrounds	Similar	60%	142	255	44
	Taking care of vulnerable residents	Similar	49%	157	251	37
Please also rate each of the following in the Sioux Falls community.	Sense of civic/community pride	Similar	61%	124	251	50
	Neighborliness of residents	Similar	61%	175	303	42
	Opportunities to participate in social events and activities	Similar	72%	73	313	76
	Opportunities to volunteer	Higher	82%	21	308	93
	Opportunities to participate in community matters	Similar	64%	103	308	66
	Openness and acceptance of the community toward people of diverse backgrounds	Similar	53%	217	326	33
Please rate how important, if at all, you think it is for the Sioux Falls community to focus on each of the following in the coming two years.	Residents' connection and engagement with their community	Similar	67%	236	291	18

Participation

Please indicate whether or not you have done each of the following in the last 12 months.	Contacted the City of Sioux Falls for help or information	Lower	36%	288	330	13
	Contacted Sioux Falls elected officials to express your opinion	Similar	10%	264	301	12
	Attended a local public meeting	Lower	9%	297	304	2
	Watched a local public meeting	Similar	28%	91	293	69
	Volunteered your time to some group/activity	Much higher	56%	8	307	97
	Campaigned or advocated for a local issue, cause, or candidate	Similar	18%	126	297	57
	Voted in your most recent local election	Similar	68%	198	251	21
In general, how many times do you:	Access the internet from your home	Similar	91%	199	250	20
	Access the internet from your cell phone	Similar	93%	155	252	38
	Visit social media sites	Similar	81%	72	252	71
	Use or check email	Similar	95%	192	253	24
	Share your opinions online	Lower	18%	247	251	1
	Shop online	Similar	46%	219	250	12

Full Trends

This table contains the trends over time for the City of Sioux Falls. The combined "percent positive" responses for each survey year are presented (e.g., excellent/good or yes). If an item was not included during an administration of the survey, no percentage will be shown in the table. If the difference between the 2021 and 2023 surveys is greater than six percentage points, the change is statistically significant.

It is important to note that in 2020, The NCS survey was updated to include new and refreshed items. Consequently, some of the trends may be impacted due to wording modifications that could have potentially altered the meaning of the item for the respondent.

			2008	2013	2015	2017	2019	2021	2023	
Quality of Life	Please rate each of the following aspects of quality of life in Sioux Falls.	Sioux Falls as a place to live	89%	93%	93%	91%	91%	90%	86%	
		The overall quality of life	83%	90%	87%	88%	86%	86%	83%	
	Please indicate how likely or unlikely you are to do each of the following.	Recommend living in Sioux Falls to someone who asks		94%	93%	91%	91%	90%	90%	
		Remain in Sioux Falls for the next five years		89%	90%	90%	88%	90%	86%	
	Please rate each of the following in the Sioux Falls community.	Overall image or reputation		83%	85%	84%	83%	83%	81%	83%
Governance	Please rate the quality of each of the following services in Sioux Falls.	Public information services	70%	77%	77%	76%	82%	74%	72%	
		Overall customer service by Sioux Falls employees	75%	77%	74%	79%	76%	83%	77%	
	Please rate the following categories of Sioux Falls government performance.	The value of services for the taxes paid to Sioux Falls	62%	67%	63%	62%	62%	63%	54%	
		The overall direction that Sioux Falls is taking	69%	72%	76%	73%	77%	73%	66%	
		The job Sioux Falls government does at welcoming resident involvement	58%	60%	61%	60%	62%	63%	58%	
		Overall confidence in Sioux Falls government			62%	59%	65%	64%	61%	
		Generally acting in the best interest of the community			64%	62%	67%	66%	63%	
		Being honest			58%	56%	63%	64%	60%	
		Being open and transparent to the public						60%	53%	
		Informing residents about issues facing the community						65%	55%	
Treating all residents fairly			55%	58%	58%	64%	56%			

Governance	Please rate the following categories of Sioux Falls government performance.	Treating residents with respect								69%	64%		
	Overall, how would you rate the quality of the services provided by each of the following?	The City of Sioux Falls	77%	80%	81%	78%	82%	76%	74%				
		The Federal Government	44%	48%	45%	50%	47%	39%	39%				
Economy	Please rate each of the following aspects of quality of life in Sioux Falls.	Sioux Falls as a place to work	68%	78%	81%	82%	81%	87%	82%				
		Sioux Falls as a place to visit			66%	71%	72%	67%	66%				
	Please rate each of the following characteristics as they relate to Sioux Falls as a whole.	Overall economic health			82%	82%	82%	85%	80%				
		Please rate each of the following in the Sioux Falls community.	Overall quality of business and service establishments			82%	79%	81%	81%	88%	90%		
	Variety of business and service establishments								83%	80%			
	Vibrancy of downtown/commercial area						69%	74%	79%	82%	84%		
	Employment opportunities		56%	63%	72%	76%	79%	82%	81%				
	Shopping opportunities		79%	79%	81%	86%	82%	79%	78%				
	Cost of living						58%	63%	62%	65%	45%		
	Please rate the quality of each of the following services in Sioux Falls.	Economic development	68%	75%	78%	77%	79%	83%	73%				
	Please rate how important, if at all, you think it is for the Sioux Falls community to focus on each of the following in the coming two years.	Overall economic health			92%	90%	93%	89%	87%				
What impact, if any, do you think the economy will have on your family income in the next 6 months? Do you think the impact will be:		18%	26%	38%	38%	38%	33%	18%					
Mobility	Please rate each of the following characteristics as they relate to Sioux Falls as a whole.	Overall quality of the transportation system								66%	55%		
	Please also rate each of the following in the Sioux Falls community.	Traffic flow on major streets	42%	45%	46%	49%	52%	56%	38%				
		Ease of public parking				51%	51%	49%	59%	52%			
		Ease of travel by car	63%	67%	69%	72%	77%	79%	74%				

Mobility	Please also rate each of the following in the Sioux Falls community.	Ease of travel by public transportation	45%	42%	37%	42%	29%		
		Ease of travel by bicycle	68%	63%	50%	59%	60%	60%	55%
		Ease of walking	71%	72%	66%	68%	71%	73%	61%
	Please indicate whether or not you have done each of the following in the last 12 months.	Used public transportation instead of driving	11%	9%	8%	10%	8%		
		Carpooled with other adults or children instead of driving alone	43%	45%	44%	39%	49%		
		Walked or biked instead of driving	46%	48%	44%	49%	48%		
	Please rate the quality of each of the following services in Sioux Falls.	Traffic enforcement	63%	60%	64%	65%	68%	69%	56%
		Traffic signal timing	46%	52%	46%	47%	51%	53%	44%
		Street repair	25%	45%	37%	28%	35%	42%	32%
Street cleaning		54%	60%	56%	49%	51%	64%	63%	
Street lighting		62%	64%	64%	68%	68%	72%	67%	
Snow removal		59%	71%	69%	63%	69%	71%	63%	
Sidewalk maintenance		56%	63%	58%	54%	60%	68%	59%	
Bus or transit services		57%	56%	59%	56%	52%	56%	39%	
Please rate how important, if at all, you think it is for the Sioux Falls community to focus on each of the following in the coming two years.	Overall quality of the transportation system						75%	74%	
Community Design	Please rate each of the following aspects of quality of life in Sioux Falls.	Your neighborhood as a place to live	81%	80%	83%	83%	87%	84%	77%
	Please rate each of the following characteristics as they relate to Sioux Falls as a whole.	Overall design or layout of residential and commercial areas	70%	69%	69%	70%	65%		
	Please also rate each of the following in the Sioux Falls community.	Well-planned residential growth					71%	56%	
		Well-planned commercial growth				75%	66%		

Community Design	Please also rate each of the following in the Sioux Falls community.	Well-designed neighborhoods	68%	60%						
		Preservation of the historical or cultural character of the community	78%	68%						
		Public places where people want to spend time	78%	81%	79%	73%	68%			
		Variety of housing options	69%	68%	67%	60%	64%	51%		
		Availability of affordable quality housing	52%	54%	49%	45%	41%	44%	26%	
		Overall quality of new development	80%	81%	79%	78%	76%	76%	63%	
		Overall appearance	79%	81%	83%	84%	83%	82%	77%	
		Please rate the quality of each of the following services in Sioux Falls.	Land use, planning and zoning	54%	64%	62%	56%	67%	67%	53%
			Code enforcement	51%	57%	56%	51%	56%	58%	46%
		Please rate how important, if at all, you think it is for the Sioux Falls community to focus on each of the following in the coming two years.	Overall design or layout of residential and commercial areas	76%	73%	78%	78%	78%		
Utilities	Please rate each of the following characteristics as they relate to Sioux Falls as a whole.	Overall quality of the utility infrastructure	82%	76%						
		Affordable high-speed internet access	64%	54%						
		Garbage collection	81%	85%	85%	85%	87%	87%	83%	
		Drinking water	75%	84%	85%	85%	86%		83%	
		Sewer services	75%	84%	83%	84%	87%	87%	87%	
		Storm water management	49%	64%	64%	63%	66%	76%	80%	
		Power (electric and/or gas) utility	83%	81%	84%	85%	88%	83%		
		Utility billing	73%	75%	78%	80%	69%			
		Please rate how important, if at all, you think it is for the Sioux Falls community to focus on each of the following in the coming two years.	Overall quality of the utility infrastructure	85%	88%					

Safety	Please rate each of the following characteristics as they relate to Sioux Falls as a whole.	Overall feeling of safety	79%	77%	80%	67%	67%		
	Please rate how safe or unsafe you feel:	In your neighborhood during the day	95%	97%	93%	95%	97%	93%	94%
		In Sioux Falls's downtown/commercial area during the day	88%	91%	85%	86%	88%	90%	87%
		From property crime	60%	64%				72%	69%
		From violent crime	74%	77%				75%	79%
		From fire, flood, or other natural disaster						84%	88%
	Please rate the quality of each of the following services in Sioux Falls.	Police/Sheriff services	78%	83%	83%	89%	84%	83%	76%
		Crime prevention	69%	71%	71%	71%	71%	65%	60%
		Animal control	68%	71%	73%	77%	79%	82%	80%
		Ambulance or emergency medical services	87%	91%	92%	84%	83%	85%	85%
Fire services		93%	96%	96%	97%	94%	94%	95%	
Fire prevention and education		81%	84%	83%	85%	80%	88%	83%	
Emergency preparedness		74%	72%	71%	73%	69%	66%		
Please rate how important, if at all, you think it is for the Sioux Falls community to focus on each of the following in the coming two years.	Overall feeling of safety	93%	94%	90%	88%	89%			
Natural environment	Please rate each of the following characteristics as they relate to Sioux Falls as a whole.	Overall quality of natural environment	78%	80%	81%	80%	77%	78%	
	Please also rate each of the following in the Sioux Falls community.	Cleanliness	81%	81%	81%	81%	77%	78%	
		Water resources						53%	45%
		Air quality	87%	86%	86%	83%	73%		
Please rate the quality of each of the following services in Sioux Falls.	Preservation of natural areas	64%	64%	61%	68%	67%	59%		























Natural environment	Please rate the quality of each of the following services in Sioux Falls.	Sioux Falls open space	61%	62%	67%	64%	64%		
		Recycling	64%	83%	82%	83%	81%	69%	67%
		Yard waste pick-up	73%	77%	72%	74%	70%	64%	
	Please rate how important, if at all, you think it is for the Sioux Falls community to focus on each of the following in the coming two years.	Overall quality of natural environment	81%	79%	82%	83%	75%		
Parks and Recreation	Please rate each of the following characteristics as they relate to Sioux Falls as a whole.	Overall quality of parks and recreation opportunities				85%	83%		
	Please also rate each of the following in the Sioux Falls community.	Availability of paths and walking trails	76%	77%	79%	76%	83%	82%	
		Fitness opportunities	80%	84%	85%	86%	84%		
		Recreational opportunities	66%	69%	73%	75%	78%	79%	77%
	Please rate the quality of each of the following services in Sioux Falls.	City parks	88%	93%	88%	89%	88%	88%	87%
		Recreation programs or classes	81%	88%	78%	80%	86%	80%	83%
		Recreation centers or facilities	86%	76%	81%	84%	81%	76%	
		Overall quality of parks and recreation opportunities					77%	71%	
	Health and Wellness	Please rate each of the following characteristics as they relate to Sioux Falls as a whole.	Overall health and wellness opportunities	85%	88%	84%	84%	86%	
Please also rate each of the following in the Sioux Falls community.		Availability of affordable quality food	73%	76%	76%	76%	80%	59%	
		Availability of affordable quality health care	63%	65%	74%	77%	72%	73%	64%
		Availability of preventive health services	73%	76%	80%	80%	80%	71%	
		Availability of affordable quality mental health care	64%	66%	63%	63%	52%		
Please rate the quality of each of the following services in Sioux Falls.		Health services	78%	83%	85%	84%	86%	85%	81%
	Overall health and wellness opportunities	78%	78%	80%	78%	76%			

























Health and Wellness		Please rate your overall health.	61%	63%	62%	64%	67%		
Education, Arts and Culture	Please rate each of the following characteristics as they relate to Sioux Falls as a whole.	Overall opportunities for education, culture, and the arts	83%	82%	83%	76%	72%		
		Opportunities to attend cultural/arts/music activities	59%	67%	72%	73%	75%	77%	75%
	Please also rate each of the following in the Sioux Falls community.	Community support for the arts					72%	73%	
		Availability of affordable quality childcare/preschool	44%	52%	57%	57%	54%	60%	37%
		K-12 education	84%	82%	80%	83%	80%	68%	
		Adult educational opportunities	73%	74%	75%	71%	62%		
		Opportunities to attend special events and festivals	69%	66%	71%	73%	78%		
		Public library services	84%	90%	91%	87%	91%	90%	89%
	Please rate the quality of each of the following services in Sioux Falls.	Public library services	84%	90%	91%	87%	91%	90%	89%
		Overall opportunities for education, culture, and the arts	84%	83%	84%	72%	71%		
Inclusivity and Engagement	Please rate each of the following aspects of quality of life in Sioux Falls.	Sioux Falls as a place to raise children	84%	91%	85%	89%	88%	86%	81%
		Sioux Falls as a place to retire	59%	61%	65%	67%	71%	69%	66%
		Sense of community	65%	74%	66%	67%	67%	65%	63%
	Please rate each of the following characteristics as they relate to Sioux Falls as a whole.	Residents' connection and engagement with their community					65%	55%	
		Making all residents feel welcome					75%	74%	
	Please rate the job you feel the Sioux Falls community does at each of the following.	Attracting people from diverse backgrounds					71%	68%	
		Valuing/respecting residents from diverse backgrounds					63%	60%	
		Taking care of vulnerable residents					60%	49%	
	Please also rate each of the following in the Sioux Falls community.	Sense of civic/community pride					70%	61%	

Inclusivity and Engagement	Please also rate each of the following in the Sioux Falls community.	Neighborhoodliness of residents	61%	60%	64%	65%	61%		
		Opportunities to participate in social events and activities	73%	71%	78%	79%	73%	72%	
		Opportunities to volunteer	86%	84%	83%	87%	83%	82%	
		Opportunities to participate in community matters	70%	68%	72%	73%	69%	64%	
		Openness and acceptance of the community toward people of diverse backgrounds	54%	61%	56%	55%	54%	58%	53%
		Please rate how important, if at all, you think it is for the Sioux Falls community to focus on each of the following in the coming two years.	Residents' connection and engagement with their community	77%	76%	77%	69%	67%	
Participation	Please indicate whether or not you have done each of the following in the last 12 months.	Contacted the City of Sioux Falls for help or information	53%	42%	37%	38%	36%	38%	36%
		Contacted Sioux Falls elected officials to express your opinion	13%	15%	12%	18%	10%		
		Attended a local public meeting	20%	19%	15%	13%	11%	11%	9%
		Watched a local public meeting	59%	49%	36%	36%	36%	53%	28%
		Volunteered your time to some group/activity	57%	62%	54%	55%	55%	43%	56%
		Campaigned or advocated for a local issue, cause, or candidate	25%	22%	21%	24%	18%		
		Voted in your most recent local election	71%	79%	80%	68%			
In general, how many times do you:	Access the internet from your home	92%	91%						
	Access the internet from your cell phone	89%	93%						
	Visit social media sites	78%	81%						
	Use or check email	94%	95%						
	Share your opinions online	27%	18%						
	Shop online	46%	46%						

























Complete Set of Frequencies

























This dashboard contains a complete set of responses to each question on the survey. By default, "don't know" responses are excluded, but may be added to the table using the response filter to the right. In some tables, the percentages may not sum to 100%; this is either because the question permitted the respondent to "choose all that apply", or for a question that asked the respondent to select one answer, it is due to the customary practice of rounding values to the nearest whole number.

























Please rate each of the following aspects of quality of life in Sioux Falls.	Sioux Falls as a place to live	Excellent		37% N=175
		Good		49% N=231
		Fair		13% N=61
		Poor		1% N=3
Your neighborhood as a place to live		Excellent		37% N=176
		Good		39% N=185
		Fair		18% N=84
		Poor		5% N=25
Sioux Falls as a place to raise children		Excellent		35% N=143
		Good		46% N=189
		Fair		15% N=60
		Poor		5% N=19
Sioux Falls as a place to work		Excellent		35% N=159
		Good		46% N=209
		Fair		14% N=62
		Poor		4% N=20
Sioux Falls as a place to visit		Excellent		22% N=100
		Good		44% N=200
		Fair		28% N=126
		Poor		6% N=28
Sioux Falls as a place to retire		Excellent		26% N=107
		Good		40% N=165

























Please rate each of the following aspects of quality of life in Sioux Falls.	Sioux Falls as a place to retire	Fair		22% N=89
		Poor		12% N=51
	The overall quality of life	Excellent		28% N=130
		Good		56% N=261
		Fair		14% N=67
		Poor		2% N=10
	Sense of community	Excellent		17% N=80
		Good		46% N=212
		Fair		29% N=132
		Poor		8% N=38
Please rate each of the following characteristics as they relate to Sioux Falls as a whole.	Overall economic health	Excellent		24% N=105
		Good		56% N=247
		Fair		16% N=69
		Poor		5% N=20
	Overall quality of the transportation system	Excellent		13% N=60
		Good		42% N=188
		Fair		30% N=135
		Poor		15% N=67
	Overall design or layout of residential and commercial areas	Excellent		18% N=83
		Good		47% N=219
		Fair		24% N=113
		Poor		11% N=52
	Overall quality of the utility infrastructure	Excellent		22% N=99
		Good		54% N=244

























Please rate each of the following characteristics as they relate to Sioux Falls as a whole.

Overall quality of the utility infrastructure	Fair		19% N=85
	Poor		5% N=24
Overall feeling of safety	Excellent		14% N=68
	Good		52% N=247
	Fair		28% N=130
	Poor		5% N=26
Overall quality of natural environment	Excellent		21% N=99
	Good		57% N=263
	Fair		17% N=78
	Poor		5% N=21
Overall quality of parks and recreation opportunities	Excellent		40% N=184
	Good		44% N=204
	Fair		15% N=71
	Poor		1% N=5
Overall health and wellness opportunities	Excellent		34% N=160
	Good		51% N=240
	Fair		13% N=62
	Poor		1% N=4
Overall opportunities for education, culture, and the arts	Excellent		27% N=122
	Good		45% N=205
	Fair		23% N=106
	Poor		5% N=24
Residents' connection and engagement with their community	Excellent		12% N=55
	Good		43% N=193

Please rate each of the following characteristics as they relate to Sioux Falls as a whole.	Residents' connection and engagement with their community	Fair		35% N=158
		Poor		10% N=45
Please indicate how likely or unlikely you are to do each of the following.	Recommend living in Sioux Falls to someone who asks	Very likely		46% N=216
		Somewhat likely		44% N=206
		Somewhat unlikely		8% N=37
		Very unlikely		2% N=8
Remain in Sioux Falls for the next five years		Very likely		65% N=297
		Somewhat likely		22% N=100
		Somewhat unlikely		7% N=31
		Very unlikely		7% N=32
Please rate how safe or unsafe you feel:	In your neighborhood during the day	Very safe		70% N=329
		Somewhat safe		24% N=114
		Neither safe nor unsafe		3% N=15
		Somewhat unsafe		2% N=11
		Very unsafe		0% N=
In Sioux Falls's downtown/commercial area during the day		Very safe		46% N=209
		Somewhat safe		41% N=189
		Neither safe nor unsafe		7% N=32
		Somewhat unsafe		6% N=25
		Very unsafe		1% N=3
From property crime		Very safe		18% N=85
		Somewhat safe		50% N=232
		Neither safe nor unsafe		12% N=57
		Somewhat unsafe		14% N=63








Please rate how safe or unsafe you feel:	From property crime	Very unsafe		5% N=25
	From violent crime	Very safe		31% N=145
		Somewhat safe		48% N=222
		Neither safe nor unsafe		10% N=45
		Somewhat unsafe		9% N=43
		Very unsafe		2% N=9
From fire, flood, or other natural disaster	Very safe		44% N=203	
	Somewhat safe		44% N=206	
	Neither safe nor unsafe		10% N=48	
	Somewhat unsafe		1% N=6	
	Very unsafe		0% N=2	
Please rate the job you feel the Sioux Falls community does at each of the following.	Making all residents feel welcome	Excellent		20% N=91
		Good		54% N=245
		Fair		17% N=75
		Poor		9% N=42
Attracting people from diverse backgrounds	Excellent		23% N=99	
	Good		45% N=192	
	Fair		25% N=109	
	Poor		7% N=31	
Valuing/respecting residents from diverse backgrounds	Excellent		21% N=86	
	Good		39% N=163	
	Fair		28% N=117	
	Poor		12% N=51	
Taking care of vulnerable residents	Excellent		11% N=47	

Please rate the job you feel the Sioux Falls community does at each of the following.	Taking care of vulnerable residents	Good		37% N=155
		Fair		33% N=139
		Poor		18% N=75
Please rate each of the following in the Sioux Falls community.	Overall quality of business and service establishments	Excellent		29% N=134
		Good		61% N=277
		Fair		9% N=39
		Poor		2% N=7
Variety of business and service establishments	Excellent		32% N=149	
	Good		48% N=222	
	Fair		18% N=83	
	Poor		2% N=12	
Vibrancy of downtown/commercial area	Excellent		32% N=144	
	Good		53% N=237	
	Fair		13% N=60	
	Poor		2% N=10	
Employment opportunities	Excellent		31% N=139	
	Good		51% N=230	
	Fair		16% N=71	
	Poor		3% N=13	
Shopping opportunities	Excellent		28% N=131	
	Good		49% N=231	
	Fair		18% N=86	
	Poor		4% N=19	
Cost of living	Excellent		13% N=58	

























Please rate each of the following in the Sioux Falls community.	Cost of living	Good		32% N=150
		Fair		37% N=172
		Poor		18% N=83
	Overall image or reputation	Excellent		23% N=108
		Good		59% N=276
		Fair		16% N=74
		Poor		2% N=7
Please also rate each of the following in the Sioux Falls community.	Traffic flow on major streets	Excellent		6% N=28
		Good		33% N=151
		Fair		39% N=179
		Poor		23% N=106
	Ease of public parking	Excellent		11% N=49
		Good		41% N=188
		Fair		34% N=157
		Poor		14% N=64
	Ease of travel by car	Excellent		22% N=100
		Good		53% N=243
		Fair		21% N=95
		Poor		5% N=25
	Ease of travel by public transportation	Excellent		6% N=13
		Good		23% N=53
		Fair		30% N=68
		Poor		42% N=96
	Ease of travel by bicycle	Excellent		14% N=46

Please also rate each of the following in the Sioux Falls community.			
Ease of travel by bicycle	Good		40% N=129
	Fair		30% N=95
	Poor		16% N=50
Ease of walking	Excellent		15% N=64
	Good		46% N=199
	Fair		30% N=131
	Poor		9% N=39
Well-planned residential growth	Excellent		11% N=48
	Good		44% N=183
	Fair		27% N=112
	Poor		18% N=74
Well-planned commercial growth	Excellent		14% N=58
	Good		51% N=208
	Fair		24% N=97
	Poor		11% N=44
Well-designed neighborhoods	Excellent		13% N=59
	Good		46% N=202
	Fair		26% N=115
	Poor		14% N=62
Preservation of the historical or cultural character of the community	Excellent		22% N=93
	Good		46% N=198
	Fair		24% N=105
	Poor		7% N=32
Public places where people want to spend time	Excellent		20% N=89

Please also rate each of the following in the Sioux Falls community.

Public places where people want to spend time	Good		49% N=221
	Fair		27% N=124
	Poor		5% N=21
Variety of housing options	Excellent		12% N=53
	Good		40% N=177
	Fair		25% N=110
	Poor		24% N=105
Availability of affordable quality housing	Excellent		6% N=25
	Good		20% N=87
	Fair		32% N=140
	Poor		42% N=179
Overall quality of new development	Excellent		15% N=67
	Good		48% N=210
	Fair		30% N=131
	Poor		7% N=30
Overall appearance	Excellent		17% N=79
	Good		60% N=278
	Fair		20% N=95
	Poor		3% N=13
Cleanliness	Excellent		20% N=92
	Good		58% N=272
	Fair		18% N=84
	Poor		4% N=18
Water resources	Excellent		10% N=43

























Please also rate each of **Water resources** the following in the Sioux Falls community.

























	Good		36% N=160
	Fair		34% N=154
	Poor		20% N=91
Air quality	Excellent		24% N=110
	Good		49% N=225
	Fair		20% N=93
	Poor		7% N=33
Availability of paths and walking trails	Excellent		37% N=168
	Good		45% N=205
	Fair		15% N=68
	Poor		4% N=17
Fitness opportunities	Excellent		36% N=162
	Good		49% N=221
	Fair		15% N=66
	Poor		1% N=4
Recreational opportunities	Excellent		27% N=121
	Good		50% N=223
	Fair		19% N=84
	Poor		4% N=18
Availability of affordable quality food	Excellent		18% N=84
	Good		41% N=190
	Fair		30% N=138
	Poor		11% N=52
Availability of affordable quality health care	Excellent		29% N=130

























Please also rate each of the following in the Sioux Falls community.

Availability of affordable quality health care	Good		35% N=156
	Fair		22% N=98
	Poor		14% N=63
Availability of preventive health services	Excellent		31% N=132
	Good		40% N=169
	Fair		19% N=81
	Poor		11% N=45
Availability of affordable quality mental health care	Excellent		18% N=64
	Good		34% N=119
	Fair		28% N=97
	Poor		21% N=73
Opportunities to attend cultural/arts/music activities	Excellent		28% N=125
	Good		47% N=206
	Fair		23% N=101
	Poor		2% N=11
Community support for the arts	Excellent		23% N=98
	Good		50% N=208
	Fair		24% N=101
	Poor		3% N=11
Availability of affordable quality childcare/preschool	Excellent		12% N=37
	Good		25% N=77
	Fair		26% N=78
	Poor		37% N=115
K-12 education	Excellent		23% N=85

























Please also rate each of K-12 education the following in the Sioux Falls community.

	Good		45% N=168
	Fair		25% N=94
	Poor		6% N=24
Adult educational opportunities	Excellent		18% N=66
	Good		44% N=158
	Fair		31% N=113
	Poor		6% N=23
Sense of civic/community pride	Excellent		18% N=78
	Good		43% N=192
	Fair		30% N=134
	Poor		9% N=38
Neighborliness of residents	Excellent		17% N=75
	Good		45% N=202
	Fair		29% N=132
	Poor		10% N=44
Opportunities to participate in social events and activities	Excellent		20% N=86
	Good		53% N=235
	Fair		23% N=102
	Poor		4% N=19
Opportunities to attend special events and festivals	Excellent		26% N=117
	Good		52% N=237
	Fair		19% N=88
	Poor		3% N=12
Opportunities to volunteer	Excellent		35% N=147

























Please also rate each of the following in the Sioux Falls community.	Opportunities to volunteer	Good		47% N=200
		Fair		18% N=77
Opportunities to participate in community matters		Excellent		21% N=84
		Good		44% N=179
		Fair		28% N=113
		Poor		8% N=31
Openness and acceptance of the community toward people of diverse backgrounds		Excellent		18% N=73
		Good		35% N=146
		Fair		30% N=125
		Poor		17% N=69
Please indicate whether or not you have done each of the following in the last 12 months.	Contacted the City of Sioux Falls for help or information	No		63% N=298
		Yes		37% N=173
Contacted Sioux Falls elected officials to express your opinion		No		89% N=417
		Yes		11% N=50
Attended a local public meeting		No		91% N=425
		Yes		9% N=43
Watched a local public meeting		No		72% N=338
		Yes		28% N=130
Volunteered your time to some group/activity		No		44% N=208
		Yes		56% N=262
Campaigned or advocated for a local issue, cause, or candidate		No		82% N=382
		Yes		18% N=87
Voted in your most recent local election		No		32% N=150
		Yes		68% N=320

Please indicate whether or not you have done each of the following in the last 12 months.	Used public transportation instead of driving	No		92% N=431
		Yes		8% N=38
	Carpooled with other adults or children instead of driving alone	No		51% N=239
		Yes		49% N=231
	Walked or biked instead of driving	No		52% N=242
		Yes		48% N=226
Please rate the quality of each of the following services in Sioux Falls.	Public information services	Excellent		12% N=48
		Good		60% N=241
		Fair		26% N=102
		Poor		2% N=9
	Economic development	Excellent		22% N=86
		Good		51% N=196
		Fair		25% N=98
		Poor		2% N=6
	Traffic enforcement	Excellent		10% N=44
		Good		46% N=202
Fair			27% N=119	
Poor			16% N=72	
Traffic signal timing	Excellent		10% N=47	
	Good		34% N=155	
	Fair		37% N=168	
	Poor		19% N=86	
Street repair	Excellent		8% N=39	
	Good		24% N=110	

























Please rate the quality of each of the following services in Sioux Falls.

Street repair	Fair		37% N=169
	Poor		31% N=145
Street cleaning	Excellent		11% N=49
	Good		52% N=233
	Fair		27% N=121
	Poor		10% N=46
Street lighting	Excellent		15% N=69
	Good		52% N=242
	Fair		24% N=109
	Poor		9% N=41
Snow removal	Excellent		19% N=88
	Good		43% N=198
	Fair		25% N=113
	Poor		13% N=59
Sidewalk maintenance	Excellent		11% N=48
	Good		48% N=211
	Fair		28% N=120
	Poor		13% N=58
Bus or transit services	Excellent		8% N=19
	Good		30% N=71
	Fair		32% N=75
	Poor		30% N=69
Land use, planning and zoning	Excellent		10% N=35
	Good		43% N=150

























Please rate the quality of each of the following services in Sioux Falls.

Land use, planning and zoning	Fair		32% N=111
	Poor		15% N=51
Code enforcement	Excellent		8% N=30
	Good		38% N=142
	Fair		34% N=125
	Poor		20% N=75
Affordable high-speed internet access	Excellent		17% N=74
	Good		37% N=162
	Fair		33% N=143
	Poor		13% N=56
Garbage collection	Excellent		31% N=141
	Good		52% N=236
	Fair		14% N=61
	Poor		3% N=15
Drinking water	Excellent		37% N=173
	Good		46% N=213
	Fair		13% N=61
	Poor		4% N=19
Sewer services	Excellent		35% N=158
	Good		52% N=235
	Fair		11% N=52
	Poor		1% N=6
Storm water management	Excellent		27% N=115
	Good		54% N=232

























Please rate the quality of each of the following services in Sioux Falls.

























Storm water management	Fair		17% N=72
	Poor		3% N=14
Power (electric and/or gas) utility	Excellent		30% N=138
	Good		53% N=240
	Fair		15% N=69
	Poor		1% N=7
Utility billing	Excellent		20% N=88
	Good		50% N=224
	Fair		25% N=113
	Poor		6% N=25
Police/Sheriff services	Excellent		28% N=120
	Good		48% N=205
	Fair		17% N=74
	Poor		7% N=30
Crime prevention	Excellent		20% N=83
	Good		41% N=172
	Fair		27% N=113
	Poor		13% N=53
Animal control	Excellent		26% N=96
	Good		54% N=201
	Fair		15% N=56
	Poor		5% N=17
Ambulance or emergency medical services	Excellent		31% N=118
	Good		54% N=209

























Please rate the quality of each of the following services in Sioux Falls.

























Ambulance or emergency medical services	Fair		14% N=53
	Poor		1% N=4
Fire services	Excellent		42% N=165
	Good		53% N=209
	Fair		5% N=20
	Poor		0% N=1
Fire prevention and education	Excellent		25% N=90
	Good		58% N=206
	Fair		13% N=46
	Poor		4% N=14
Emergency preparedness	Excellent		18% N=63
	Good		48% N=170
	Fair		27% N=94
	Poor		7% N=26
Preservation of natural areas	Excellent		17% N=70
	Good		42% N=170
	Fair		30% N=124
	Poor		11% N=43
Sioux Falls open space	Excellent		18% N=72
	Good		46% N=187
	Fair		25% N=101
	Poor		12% N=47
Recycling	Excellent		15% N=63
	Good		53% N=229

























Please rate the quality of each of the following services in Sioux Falls.

























Recycling	Fair		22% N=93
	Poor		11% N=48
Yard waste pick-up	Excellent		17% N=63
	Good		47% N=172
	Fair		29% N=106
	Poor		7% N=24
City parks	Excellent		35% N=158
	Good		52% N=237
	Fair		12% N=56
	Poor		1% N=3
Recreation programs or classes	Excellent		22% N=79
	Good		61% N=217
	Fair		15% N=55
	Poor		2% N=7
Recreation centers or facilities	Excellent		23% N=85
	Good		53% N=198
	Fair		21% N=77
	Poor		4% N=13
Health services	Excellent		32% N=138
	Good		48% N=208
	Fair		15% N=66
	Poor		4% N=18
Public library services	Excellent		37% N=150
	Good		53% N=215

























Please rate the quality of each of the following services in Sioux Falls.	Public library services	Fair		10% N=40
		Poor		1% N=3
	Overall customer service by Sioux Falls employees	Excellent		25% N=101
		Good		52% N=215
		Fair		17% N=69
		Poor		7% N=28
Please rate the following categories of Sioux Falls government performance.	The value of services for the taxes paid to Sioux Falls	Excellent		10% N=42
		Good		44% N=184
		Fair		32% N=136
		Poor		14% N=58
	The overall direction that Sioux Falls is taking	Excellent		16% N=72
		Good		50% N=227
		Fair		25% N=112
		Poor		9% N=40
	The job Sioux Falls government does at welcoming resident involvement	Excellent		11% N=42
		Good		47% N=183
		Fair		29% N=111
		Poor		13% N=50
	Overall confidence in Sioux Falls government	Excellent		13% N=56
		Good		48% N=213
		Fair		26% N=117
		Poor		13% N=56
	Generally acting in the best interest of the community	Excellent		14% N=63
		Good		49% N=217

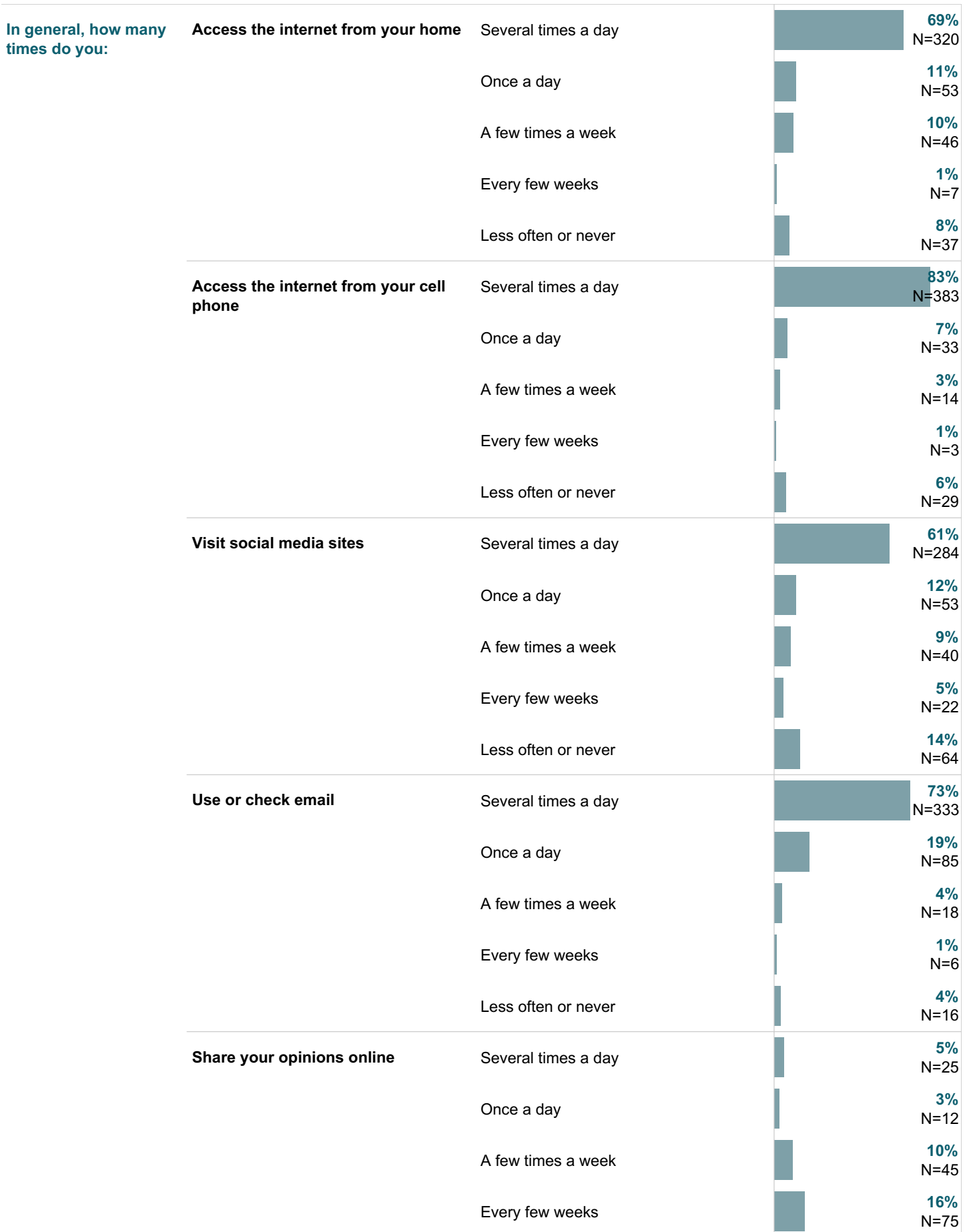
Please rate the following categories of Sioux Falls government performance.	Generally acting in the best interest of the community	Fair		25% N=111
		Poor		12% N=54
Being honest		Excellent		17% N=70
		Good		43% N=178
		Fair		26% N=109
		Poor		14% N=56
Being open and transparent to the public		Excellent		17% N=69
		Good		36% N=151
		Fair		30% N=123
		Poor		17% N=72
Informing residents about issues facing the community		Excellent		14% N=61
		Good		41% N=178
		Fair		33% N=144
		Poor		12% N=51
Treating all residents fairly		Excellent		17% N=67
		Good		40% N=160
		Fair		26% N=106
		Poor		18% N=72
Treating residents with respect		Excellent		20% N=84
		Good		44% N=183
		Fair		25% N=102
		Poor		11% N=47
Overall, how would you rate the quality of the services provided by each of the following?	The City of Sioux Falls	Excellent		18% N=82
		Good		56% N=249

Overall, how would you rate the quality of the services provided by each of the following?	The City of Sioux Falls	Fair		22% N=100
		Poor		4% N=17
	The Federal Government	Excellent		5% N=20
		Good		34% N=144
		Fair		35% N=151
		Poor		26% N=110
Please rate how important, if at all, you think it is for the Sioux Falls community to focus on each of the following in the coming two years.	Overall economic health	Essential		42% N=195
		Very important		45% N=207
		Somewhat important		11% N=51
		Not at all important		1% N=6
	Overall quality of the transportation system	Essential		31% N=142
		Very important		43% N=200
		Somewhat important		23% N=108
		Not at all important		3% N=14
	Overall design or layout of residential and commercial areas	Essential		31% N=145
		Very important		46% N=214
		Somewhat important		21% N=95
		Not at all important		2% N=7
	Overall quality of the utility infrastructure	Essential		42% N=196
Very important			46% N=213	
Somewhat important			11% N=52	
Not at all important			1% N=5	
Overall feeling of safety	Essential		56% N=263	
	Very important		33% N=153	

























Please rate how important, if at all, you think it is for the Sioux Falls community to focus on each of the following in the coming two years.	Overall feeling of safety		
		Somewhat important	
	Not at all important		1% N=4
	Overall quality of natural environment		
	Essential		30% N=141
	Very important		44% N=207
	Somewhat important		23% N=107
	Not at all important		2% N=10
	Overall quality of parks and recreation opportunities		
	Essential		21% N=98
	Very important		50% N=231
	Somewhat important		27% N=126
	Not at all important		2% N=10
	Overall health and wellness opportunities		
	Essential		27% N=125
	Very important		49% N=229
	Somewhat important		22% N=103
	Not at all important		2% N=10
	Overall opportunities for education, culture, and the arts		
	Essential		26% N=123
	Very important		45% N=209
	Somewhat important		25% N=118
	Not at all important		3% N=16
	Residents' connection and engagement with their community		
	Essential		16% N=75
	Very important		51% N=236
	Somewhat important		31% N=144
	Not at all important		2% N=10
	What is the longest one-way ride time for you to consider using public transit?		
	15 minutes		21% N=91
	20 minutes		41% N=177






















What is the longest one-way ride time for you to consider using public transit?	30 minutes		29% N=125	
	45 minutes		8% N=35	
What is the farthest distance you would travel to utilize public transit?	3 blocks		48% N=207	
	6 blocks		27% N=115	
	12 blocks		25% N=110	
Do you agree or disagree that the City of Sioux Falls should use tax dollars to fund improvements to the Sioux Falls regional airport?	Strongly agree		27% N=116	
	Somewhat agree		46% N=198	
	Somewhat disagree		16% N=70	
	Strongly disagree		12% N=51	
Do you agree or disagree that the City of Sioux Falls should allow homes to be offered as daily short-term rentals (AirBNB/VRBO/etc.) to visitors of the City?	Strongly agree		31% N=86	
	Somewhat agree		38% N=107	
	Somewhat disagree		17% N=46	
	Strongly disagree		15% N=41	
Should homeowners be allowed to park boats, trailers, RV's and campers in their driveway?	Yes		41% N=192	
	Yes, but only in Summer		28% N=132	
	No		19% N=89	
	No opinion/Don't know		12% N=56	
Do you agree or disagree that the City of rate Sioux Falls should prioritize the following?	Helping residents recycle at a greater rate	Strongly agree		48% N=215
		Somewhat agree		42% N=186
		Somewhat disagree		7% N=29
		Strongly disagree		3% N=14
Helping businesses recycle at a greater rate	Strongly agree		59% N=261	
	Somewhat agree		32% N=141	
	Somewhat disagree		5% N=24	

Do you agree or disagree that the City of Sioux Falls should prioritize the following?	Helping businesses recycle at a greater rate	Strongly disagree		4% N=16
	Is noise pollution a problem in your neighborhood?	Yes		25% N=119
		No		71% N=332
		No opinion/Don't know		4% N=17
If it would reduce the impact on roadways and noise, would you support the City designating one garbage hauler for your neighborhood?		Strongly support		18% N=72
		Somewhat support		33% N=132
		Somewhat oppose		20% N=80
		Strongly oppose		30% N=120
The City of Sioux Falls should continue investing in having green space in the street medians.		Strongly agree		39% N=170
		Somewhat agree		38% N=167
		Somewhat disagree		14% N=60
		Strongly disagree		9% N=39
Please indicate how much you agree or disagree with the following statement: "The City of Sioux Falls should place a higher priority on investing taxpayer resources to attract new industries and increase economic development."		Strongly agree		27% N=118
		Somewhat agree		44% N=193
		Somewhat disagree		23% N=100
		Strongly disagree		6% N=28
Should the City consider supporting childcare workers to get licensure or certification to help add to the workforce?		Strongly support		53% N=231
		Somewhat support		39% N=169
		Somewhat oppose		6% N=24
		Strongly oppose		2% N=9
Should City tax dollars be used to make childcare more affordable for families?		Yes for all families		41% N=193
		Yes for low income families		29% N=136
		No		19% N=90
		No opinion/Don't know		10% N=48



In general, how many times do you:	Share your opinions online	Less often or never		66% N=304
	Shop online	Several times a day		11% N=49
		Once a day		9% N=41
		A few times a week		26% N=118
		Every few weeks		38% N=175
		Less often or never		16% N=72
		Please rate your overall health.	Excellent	
	Very good		42% N=199	
	Good		25% N=118	
	Fair		8% N=36	
	Poor		0% N=1	
What impact, if any, do you think the economy will have on your family income in the next 6 months? Do you think the impact will be:	Very positive		5% N=22	
	Somewhat positive		13% N=63	
	Neutral		43% N=199	
	Somewhat negative		31% N=146	
	Very negative		8% N=37	
	How many years have you lived in Sioux Falls?	Less than 2 years		11% N=53
2-5 years			14% N=67	
6-10 years			13% N=62	
11-20 years			13% N=61	
More than 20 years			48% N=225	
Which best describes the building you live in?		Single-family detached home		55% N=255
	Townhouse or duplex (may share walls but no units above or below you)		13% N=59	
	Condominium or apartment (have units above or below you)		29% N=137	

Which best describes the building you live in?	Mobile home		2% N=7
	Other		2% N=9
Do you rent or own your home?	Rent		40% N=185
	Own		60% N=282
About how much is your monthly housing cost for the place you live (including rent, mortgage payment, property tax, property insurance and homeowners' association (HOA) fees)?	Less than \$300		3% N=12
	\$300 to \$599		7% N=31
	\$600 to \$999		27% N=123
	\$1,000 to \$1,499		28% N=129
	\$1,500 to \$2,499		26% N=116
	\$2,500 to \$3,999		6% N=26
	\$4,000 to \$6,999		3% N=13
	\$7,000 to \$9,999		0% N=1
	\$10,000 or more		1% N=3
Do any children 17 or under live in your household?	No		70% N=327
	Yes		30% N=141
Are you or any other members of your household aged 65 or older?	No		71% N=332
	Yes		29% N=136
How much do you anticipate your household's total income before taxes will be for the current year? (Please include in your total income money from all sources for all persons living in your household.)	Less than \$25,000		10% N=44
	\$25,000 to \$49,999		20% N=89
	\$50,000 to \$74,999		19% N=87
	\$75,000 to \$99,999		14% N=61
	\$100,000 to \$149,999		20% N=89
	\$150,000 to \$199,999		8% N=36
	\$200,000 to \$299,999		5% N=24

(Please include in your total income money from all sources for all persons living in your household.)	\$300,000 or more		4% N=20
Are you of Hispanic, Latino/a/x, or Spanish origin?	No, not of Hispanic, Latino/a/x, or Spanish origin		96% N=440
	Yes, I consider myself to be of Hispanic, Latino/a/x, or Spanish origin		4% N=20
What is your race? (Mark one or more races to indicate what race you consider yourself to be.)	American Indian or Alaska Native		3% N=15
	Asian		4% N=20
	Black or African American		3% N=16
	Native Hawaiian or Other Pacific Islander		2% N=9
	White		93% N=433
	A race not listed		5% N=24
In which category is your age?	18-24 years		8% N=39
	25-34 years		26% N=122
	35-44 years		18% N=84
	45-54 years		15% N=71
	55-64 years		10% N=45
	65-74 years		13% N=62
	75 years or older		9% N=42
What is your gender?	Woman		49% N=230
	Man		49% N=229
	Identify in another way		1% N=7
If you identify in another way, how would you describe your gender?	Non-binary		62% N=4
	Transgender woman		38% N=3

Methods (open participation)



As part of its participation in The National Community Survey™ (The NCS™), the City of Sioux Falls conducted a survey of 472 residents. Survey invitations were mailed to randomly selected households and data were collected from September 29th, 2023 to November 10th, 2023. The results from this main survey effort represent the most robust estimate of your residents’ opinions.

After the above data collection period was underway, a link to an online open participation survey was publicized by the City of Sioux Falls. The open participation survey was identical to the probability sample survey with two small updates; it included a map at the beginning asking where the respondent lives and also a question about where they heard about the survey. The open participation survey was open to all city residents and became available on October 27th, 2023. The survey remained open for 2 weeks and there were 103 responses.

The open participation survey data were not collected through a random sample and it is unknown who in the community was aware of the survey; therefore, a level of confidence in the representativeness of the sample cannot be estimated. However, to reduce bias where possible, these data were statistically weighted to match the demographic characteristics of the 2020 Census and 2022 American Community Survey estimates for adults in the City of Sioux Falls. The characteristics used for weighting were age, sex, race, Hispanic origin, housing type, housing tenure, and area. No adjustments were made for design effects. Weights were calculated using an iterative, multiplicative raking model known as the ANES Weighting Algorithm.¹⁹ The results of the weighting scheme for the open participation survey are presented in the following table.

		Unweighted	Weighted	Target ²⁰
Age	18-34	49%	36%	34%
	35-54	24%	32%	33%
	55+	27%	32%	33%
Area	Central	24%	22%	22%
	Northeast	14%	20%	20%
	Northwest	14%	19%	19%
	Southeast	32%	20%	20%
	Southwest	15%	20%	20%
Hispanic origin	No, not of Hispanic, Latino/a/x, or Spanish origin	97%	95%	96%
	Yes, I consider myself to be of Hispanic, Latino/a/x, ..	3%	5%	4%
Housing tenure	Own	83%	60%	60%
	Rent	17%	40%	40%
Housing type	Attached	25%	44%	44%
	Detached	75%	56%	56%
Race & Hispanic or..	Not white alone	8%	16%	16%
	White alone, not Hispanic or Latino	92%	84%	84%
Sex	Man	44%	49%	50%
	Woman	56%	51%	50%
Sex/age	Man 18-34	16%	18%	18%

















Man 35-54	14%	17%	17%
Man 55+	14%	15%	15%
Woman 18-34	31%	17%	17%
Woman 35-54	11%	16%	16%
Woman 55+	13%	17%	17%



















19. Pasek, J. (2014). ANES Weighting Algorithm. Retrieved from <https://surveyinsights.org/wp-content/uploads/2014/07/Full-anesrake-paper.pdf>



















20. Targets come from the 2020 Census and 2022 American Community Survey.

Open Participation Survey Results



















This dashboard contains a complete set of responses to each question on the open participation survey. By default, "don't know" responses are excluded, but may be added to the table using the response filter to the right. In some tables, the percentages may not sum to 100%; this is either because the question permitted the respondent to "choose all that apply", or for a question that asked the respondent to select one answer, it is due to the customary practice of rounding values to the nearest whole number.

Quality of Life	Please rate each of the following aspects of quality of life in Sioux Falls.	Sioux Falls as a place to live	Excellent		28% N=28
			Good		54% N=55
			Fair		18% N=18
			Poor		1% N=1
		The overall quality of life	Excellent		25% N=26
			Good		50% N=51
			Fair		22% N=23
			Poor		3% N=3
	Please indicate how likely or unlikely you are to do each of the following.	Recommend living in Sioux Falls to someone who asks	Very likely		31% N=32
			Somewhat likely		55% N=57
			Somewhat unlikely		9% N=10
			Very unlikely		4% N=4
		Remain in Sioux Falls for the next five years	Very likely		56% N=56
			Somewhat likely		32% N=32
			Somewhat unlikely		5% N=5
			Very unlikely		8% N=8

Quality of Life	Please rate each of the following in the Sioux Falls community.	Overall image or reputation	Excellent		25% N=26	
			Good		49% N=50	
			Fair		22% N=23	
			Poor		4% N=4	
Governance	Please rate the quality of each of the following services in Sioux Falls.	Public information services	Excellent		12% N=11	
			Good		62% N=56	
			Fair		18% N=16	
			Poor		8% N=8	
			Overall customer service by Sioux Falls employees	Excellent		24% N=22
				Good		52% N=49
				Fair		18% N=17
				Poor		6% N=5
	Please rate the following categories of Sioux Falls government performance.	The value of services for the taxes paid to Sioux Falls	Excellent		10% N=10	
			Good		50% N=46	
			Fair		21% N=20	
			Poor		19% N=18	
				The overall direction that Sioux Falls is taking	Excellent	
			Good		35% N=35	



















Governance	Please rate the following categories of Sioux Falls government performance.			
	The overall direction that Sioux Falls is taking	Fair		39% N=39
		Poor		11% N=11
	The job Sioux Falls government does at welcoming resident involvement	Excellent		13% N=13
		Good		24% N=23
		Fair		49% N=47
		Poor		13% N=13
	Overall confidence in Sioux Falls government	Excellent		8% N=9
		Good		43% N=44
		Fair		34% N=35
		Poor		15% N=15
	Generally acting in the best interest of the community	Excellent		13% N=13
		Good		41% N=42
		Fair		27% N=28
		Poor		19% N=20
	Being honest	Excellent		20% N=19
		Good		37% N=36
		Fair		24% N=24
		Poor		19% N=19



















Governance		Please rate the following categories of Sioux Falls government performance.			
Being open and transparent to the public	Excellent			16%	N=15
	Good			28%	N=28
	Fair			35%	N=34
	Poor			21%	N=21
Informing residents about issues facing the community	Excellent			15%	N=16
	Good			32%	N=33
	Fair			30%	N=31
	Poor			22%	N=23
Treating all residents fairly	Excellent			19%	N=17
	Good			38%	N=34
	Fair			17%	N=16
	Poor			26%	N=23
Treating residents with respect	Excellent			29%	N=27
	Good			31%	N=29
	Fair			24%	N=23
	Poor			15%	N=15
Overall, how would you rate the quality of the services provided by each of the following?	The City of Sioux Falls	Excellent		22%	N=21
		Good		55%	N=53



















Governance	Overall, how would you rate the quality of the services provided by each of the following?	The City of Sioux Falls	Fair		17% N=16		
			Poor		6% N=5		
		The Federal Government	Excellent		7% N=7		
			Good		29% N=27		
			Fair		35% N=33		
			Poor		29% N=28		
		Economy	Please rate each of the following aspects of quality of life in Sioux Falls.	Sioux Falls as a place to work	Excellent		32% N=31
					Good		41% N=41
Fair					26% N=26		
Poor					1% N=1		
Sioux Falls as a place to visit	Excellent				20% N=20		
	Good				53% N=54		
	Fair				18% N=19		
	Poor				9% N=9		
Please rate each of the following characteristics as they relate to Sioux Falls as a whole.	Overall economic health			Excellent		33% N=34	
				Good		36% N=36	
				Fair		28% N=29	
				Poor		3% N=3	

Economy



















Please rate each of the following in the Sioux Falls community.

Overall quality of business and service establishments	Excellent		27% N=27
	Good		57% N=58
	Fair		14% N=15
	Poor		2% N=2
Variety of business and service establishments	Excellent		26% N=26
	Good		43% N=43
	Fair		24% N=24
	Poor		8% N=8
Vibrancy of downtown/commercial area	Excellent		37% N=38
	Good		51% N=52
	Fair		11% N=11
	Poor		1% N=1
Employment opportunities	Excellent		37% N=37
	Good		34% N=35
	Fair		23% N=23
	Poor		6% N=6
Shopping opportunities	Excellent		26% N=27
	Good		56% N=57

Economy	Please rate each of the following in the Sioux Falls community.	Shopping opportunities	Fair		16% N=16
			Poor		3% N=3
		Cost of living	Excellent		12% N=13
			Good		36% N=37
			Fair		28% N=28
			Poor		24% N=24
	Please rate the quality of each of the following services in Sioux Falls.	Economic development	Excellent		26% N=23
			Good		53% N=47
			Fair		14% N=12
			Poor		7% N=6
	Please rate how important, if at all, you think it is for the Sioux Falls community to focus on each of the following in the coming two years.	Overall economic health	Essential		30% N=30
			Very important		53% N=55
			Somewhat important		17% N=18
		What impact, if any, do you think the economy will have on your family income in the next 6 months? Do you think the impact will be:	Very positive		3% N=3
			Somewhat positive		15% N=15
			Neutral		29% N=29
			Somewhat negative		48% N=50
			Very negative		5% N=6



















Mobility	Please rate each of the following characteristics as they relate to Sioux Falls as a whole.	Overall quality of the transportation system	Excellent		3% N=3
			Good		36% N=34
			Fair		27% N=25
			Poor		34% N=32
	Please also rate each of the following in the Sioux Falls community.	Traffic flow on major streets	Excellent		13% N=14
		Good		30% N=31	
		Fair		22% N=23	
		Poor		35% N=36	
	Ease of public parking	Excellent		18% N=18	
		Good		35% N=36	
		Fair		28% N=29	
		Poor		19% N=19	
	Ease of travel by car	Excellent		16% N=16	
		Good		51% N=51	
		Fair		29% N=29	
		Poor		4% N=4	
	Ease of travel by public transportation	Excellent		3% N=2	
		Good		18% N=13	


















Mobility



















Please also rate each of the following in the Sioux Falls community.	Ease of travel by public transportation	Fair		19% N=14
		Poor		60% N=44
	Ease of travel by bicycle	Excellent		10% N=8
		Good		25% N=22
Fair			31% N=27	
Poor			34% N=29	
Ease of walking	Excellent		13% N=13	
	Good		36% N=36	
	Fair		26% N=26	
	Poor		24% N=24	
Please indicate whether or not you have done each of the following in the last 12 months.	Used public transportation instead of driving	No		79% N=81
		Yes		21% N=22
	Carpooled with other adults or children instead of driving alone	No		44% N=45
		Yes		56% N=58
	Walked or biked instead of driving	No		39% N=40
		Yes		61% N=63
Please rate the quality of each of the following services in Sioux Falls.	Traffic enforcement	Excellent		10% N=10
		Good		46% N=44

Mobility

Please rate the quality of each of the following services in Sioux Falls.

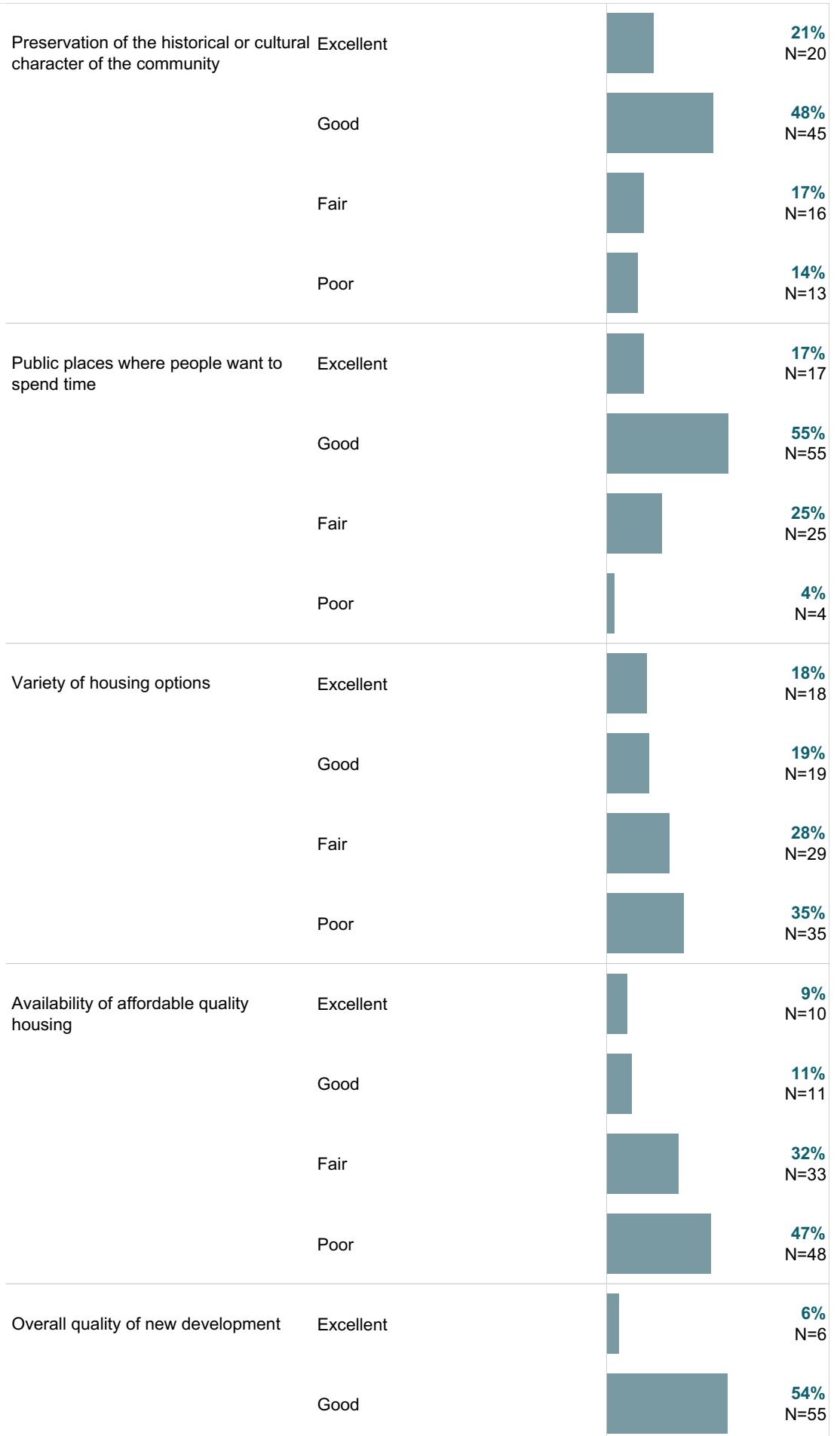
Traffic enforcement	Fair		23% N=22
	Poor		21% N=20
Traffic signal timing	Excellent		4% N=4
	Good		29% N=30
	Fair		48% N=49
	Poor		19% N=19
Street repair	Excellent		5% N=5
	Good		27% N=28
	Fair		35% N=36
	Poor		33% N=34
Street cleaning	Excellent		16% N=16
	Good		40% N=39
	Fair		32% N=31
	Poor		12% N=11
Street lighting	Excellent		20% N=20
	Good		47% N=48
	Fair		28% N=28
	Poor		5% N=5

Mobility	Please rate the quality of each of the following services in Sioux Falls.	Snow removal	Excellent		24% N=24
			Good		42% N=41
			Fair		21% N=20
			Poor		13% N=13
	Sidewalk maintenance	Excellent		8% N=8	
		Good		29% N=28	
		Fair		45% N=44	
		Poor		18% N=17	
	Bus or transit services	Excellent		5% N=3	
		Good		21% N=14	
		Fair		30% N=20	
		Poor		44% N=30	
Please rate how important, if at all, you think it is for the Sioux Falls community to focus on each of the following in the coming two years.	Overall quality of the transportation system	Essential		29% N=30	
		Very important		42% N=43	
		Somewhat important		29% N=30	
		Not at all important		0% N=	
Community Design	Please rate each of the following aspects of quality of life in Sioux Falls.	Your neighborhood as a place to live	Excellent		30% N=31
			Good		52% N=54



















Community Design	Please rate each of the following aspects of quality of life in Sioux Falls.	Your neighborhood as a place to live	Fair		16% N=16
			Poor		2% N=2
	Please rate each of the following characteristics as they relate to Sioux Falls as a whole.	Overall design or layout of residential and commercial areas	Excellent		9% N=9
			Good		44% N=45
			Fair		29% N=30
			Poor		19% N=19
	Please also rate each of the following in the Sioux Falls community.	Well-planned residential growth	Excellent		11% N=10
			Good		26% N=24
			Fair		32% N=30
			Poor		30% N=28
		Well-planned commercial growth	Excellent		20% N=18
			Good		38% N=35
			Fair		32% N=30
			Poor		10% N=9
		Well-designed neighborhoods	Excellent		11% N=11
			Good		26% N=25
			Fair		38% N=38
			Poor		25% N=25



















Community Design



















Please also rate each of the following in the Sioux Falls community.


















Community Design

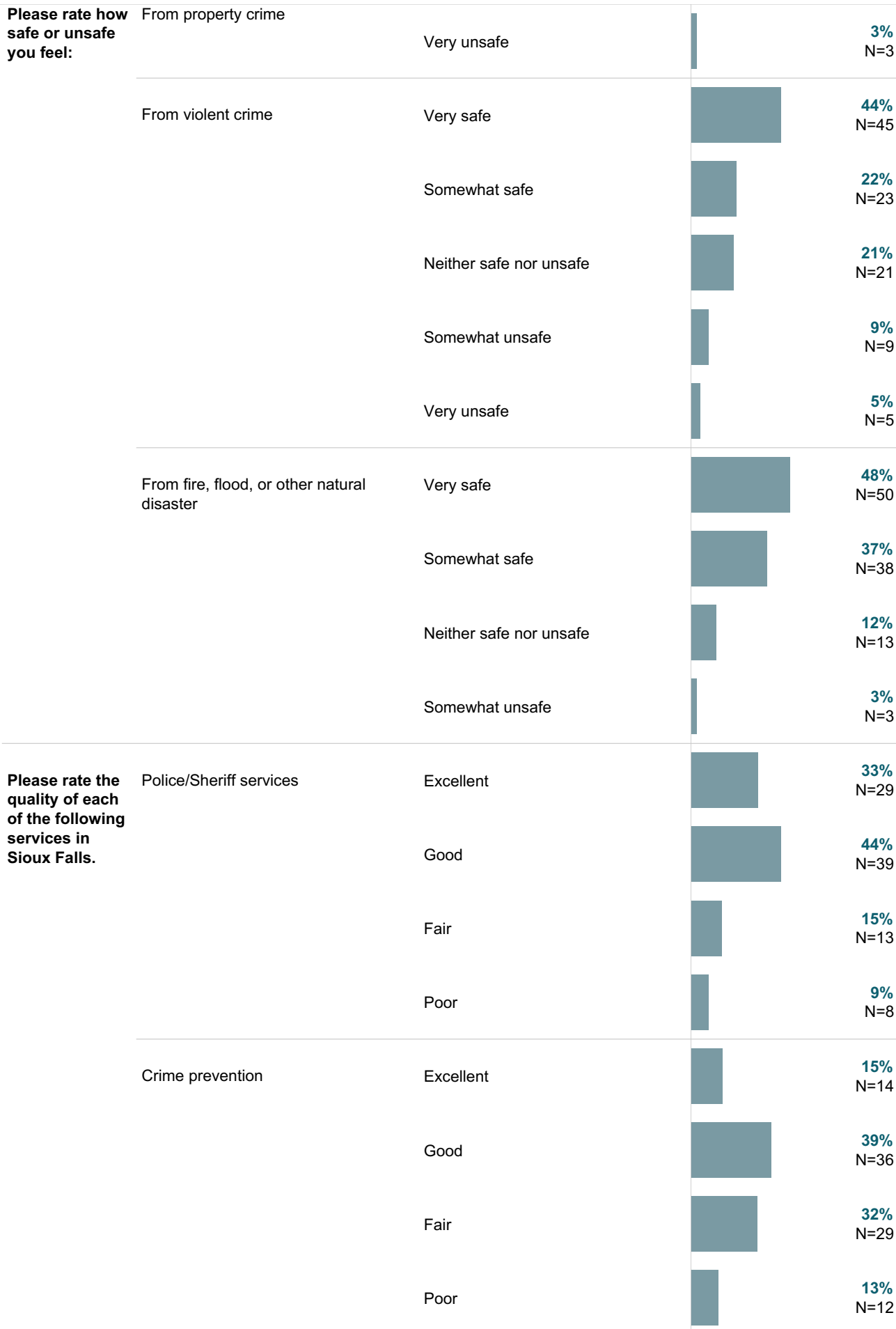
Please also rate each of the following in the Sioux Falls community.	Overall quality of new development	Fair		24% N=24
		Poor		16% N=16
	Overall appearance	Excellent		15% N=15
		Good		61% N=63
Fair			22% N=23	
Poor			2% N=2	
Please rate the quality of each of the following services in Sioux Falls.	Land use, planning and zoning	Excellent		11% N=10
		Good		27% N=24
		Fair		33% N=30
		Poor		29% N=26
Code enforcement	Excellent		8% N=7	
	Good		37% N=30	
	Fair		28% N=23	
	Poor		27% N=22	
Please rate how important, if at all, you think it is for the Sioux Falls community to focus on each of the following in the coming two years.	Overall design or layout of residential and commercial areas	Essential		42% N=42
		Very important		44% N=45
		Somewhat important		14% N=14
		Not at all important		1% N=1

Utilities	Please rate each of the following characteristics as they relate to Sioux Falls as a whole.	Overall quality of the utility infrastructure	Excellent		23% N=23
			Good		43% N=43
			Fair		27% N=27
			Poor		7% N=7
	Please rate the quality of each of the following services in Sioux Falls.	Affordable high-speed internet access	Excellent		15% N=14
			Good		44% N=42
			Fair		35% N=33
			Poor		6% N=5
		Garbage collection	Excellent		25% N=25
			Good		48% N=47
			Fair		13% N=13
			Poor		14% N=14
		Drinking water	Excellent		43% N=44
			Good		40% N=41
			Fair		8% N=9
			Poor		9% N=9
		Sewer services	Excellent		34% N=30
			Good		57% N=51

Utilities	Please rate the quality of each of the following services in Sioux Falls.			
Sewer services		Fair		8% N=7
		Poor		1% N=1
		Excellent		30% N=27
		Good		57% N=51
Storm water management		Fair		13% N=11
		Poor		0% N=
		Excellent		31% N=30
		Good		54% N=52
Power (electric and/or gas) utility		Fair		15% N=14
		Poor		1% N=1
		Excellent		17% N=15
		Good		63% N=56
Utility billing		Fair		15% N=14
		Poor		6% N=5
		Essential		42% N=43
		Very important		35% N=36
Please rate how important, if at all, you think it is for the Sioux Falls community to focus on each of the following in the coming two years.	Overall quality of the utility infrastructure	Somewhat important		23% N=24
		Not at all important		0% N=



















Safety	Please rate each of the following characteristics as they relate to Sioux Falls as a whole.	Overall feeling of safety	Excellent		25% N=26
			Good		44% N=45
			Fair		23% N=24
			Poor		8% N=8
	Please rate how safe or unsafe you feel:	In your neighborhood during the day	Very safe		65% N=66
		Somewhat safe		29% N=30	
		Neither safe nor unsafe		0% N=	
		Somewhat unsafe		6% N=7	
		Very unsafe		0% N=	
	In Sioux Falls's downtown/commercial area during the day	Very safe		48% N=49	
		Somewhat safe		34% N=35	
		Neither safe nor unsafe		4% N=4	
		Somewhat unsafe		12% N=13	
		Very unsafe		1% N=1	
	From property crime	Very safe		23% N=24	
		Somewhat safe		35% N=36	
		Neither safe nor unsafe		12% N=13	
		Somewhat unsafe		27% N=28	



















Safety



Safety



















Please rate the quality of each of the following services in Sioux Falls.
















Animal control	Excellent		16% N=11
	Good		57% N=40
	Fair		23% N=16
	Poor		4% N=3
Ambulance or emergency medical services	Excellent		34% N=24
	Good		46% N=33
	Fair		18% N=13
	Poor		3% N=2
Fire services	Excellent		54% N=45
	Good		33% N=28
	Fair		7% N=6
	Poor		6% N=5
Fire prevention and education	Excellent		43% N=35
	Good		43% N=34
	Fair		12% N=10
	Poor		2% N=1
Emergency preparedness	Excellent		34% N=25
	Good		44% N=33

Safety	Please rate the quality of each of the following services in Sioux Falls.	Emergency preparedness	Fair		12% N=9
			Poor		11% N=8
	Please rate how important, if at all, you think it is for the Sioux Falls community to focus on each of the following in the coming two years.	Overall feeling of safety	Essential		57% N=59
			Very important		24% N=25
		Somewhat important		17% N=17	
		Not at all important		1% N=1	
Natural environment	Please rate each of the following characteristics as they relate to Sioux Falls as a whole.	Overall quality of natural environment	Excellent		25% N=26
			Good		46% N=48
			Fair		16% N=16
			Poor		13% N=13
	Please also rate each of the following in the Sioux Falls community.	Cleanliness	Excellent		23% N=24
			Good		49% N=50
			Fair		24% N=25
			Poor		3% N=3
	Water resources	Excellent		7% N=7	
		Good		36% N=36	
		Fair		28% N=28	
		Poor		29% N=29	

Natural environment

Please also rate each of the following in the Sioux Falls community.

Air quality	Excellent		19% N=19
	Good		42% N=43
	Fair		25% N=26
	Poor		14% N=15
Preservation of natural areas	Excellent		15% N=14
	Good		33% N=32
	Fair		36% N=35
	Poor		17% N=16
Sioux Falls open space	Excellent		11% N=11
	Good		46% N=43
	Fair		33% N=31
	Poor		10% N=10
Recycling	Excellent		11% N=11
	Good		48% N=49
	Fair		12% N=12
	Poor		29% N=29
Yard waste pick-up	Excellent		10% N=7
	Good		48% N=35



















Natural environment	Please rate the quality of each of the following services in Sioux Falls.	Yard waste pick-up	Fair		28% N=21
			Poor		13% N=10
	Please rate how important, if at all, you think it is for the Sioux Falls community to focus on each of the following in the coming two years.	Overall quality of natural environment	Essential		29% N=29
			Very important		57% N=57
		Somewhat important		14% N=14	
		Not at all important		1% N=1	
Parks and Recreation	Please rate each of the following characteristics as they relate to Sioux Falls as a whole.	Overall quality of parks and recreation opportunities	Excellent		47% N=49
			Good		37% N=38
			Fair		15% N=16
			Poor		1% N=1
	Please also rate each of the following in the Sioux Falls community.	Availability of paths and walking trails	Excellent		40% N=41
			Good		39% N=40
			Fair		19% N=19
			Poor		2% N=2
	Fitness opportunities	Excellent		37% N=38	
		Good		42% N=44	
		Fair		14% N=15	
		Poor		6% N=6	
















Parks and Recreation

Please also rate each of the following in the Sioux Falls community.



















Recreational opportunities	Excellent		32% N=32
	Good		48% N=49
	Fair		19% N=19
	Poor		1% N=1
City parks	Excellent		42% N=43
	Good		44% N=45
	Fair		13% N=13
	Poor		1% N=1
Recreation programs or classes	Excellent		23% N=18
	Good		55% N=43
	Fair		18% N=14
	Poor		4% N=3
Recreation centers or facilities	Excellent		15% N=12
	Good		56% N=45
	Fair		25% N=20
	Poor		4% N=3
Overall quality of parks and recreation opportunities	Essential		21% N=21
	Very important		46% N=48


















Please rate how important, if at all, you think it is for the Sioux Falls community to focus on each of the following in the coming two years.

Parks and Recreation		Overall quality of parks and recreation opportunities	Somewhat important		33% N=34
Health and wellness	Please rate each of the following characteristics as they relate to Sioux Falls as a whole.	Overall health and wellness opportunities	Excellent		31% N=32
			Good		37% N=37
			Fair		28% N=28
			Poor		4% N=4
	Please also rate each of the following in the Sioux Falls community.	Availability of affordable quality food	Excellent		9% N=10
			Good		39% N=40
			Fair		38% N=39
			Poor		13% N=14
		Availability of affordable quality health care	Excellent		20% N=20
			Good		31% N=32
			Fair		26% N=26
			Poor		24% N=24
		Availability of preventive health services	Excellent		21% N=20
			Good		42% N=39
			Fair		23% N=21
			Poor		14% N=13
		Availability of affordable quality mental health care	Excellent		9% N=7

Health and wellness	Please also rate each of the following in the Sioux Falls community.	Availability of affordable quality mental health care	Good		23% N=19
			Fair		32% N=26
			Poor		35% N=29
	Please rate the quality of each of the following services in Sioux Falls.	Health services	Excellent		24% N=21
			Good		40% N=34
			Fair		29% N=24
			Poor		7% N=6
	Please rate how important, if at all, you think it is for the Sioux Falls community to focus on each of the following in the coming two years.	Overall health and wellness opportunities	Essential		23% N=24
			Very important		38% N=39
			Somewhat important		39% N=40
		Please rate your overall health.	Excellent		34% N=35
			Very good		39% N=40
Good				22% N=23	
Fair				5% N=5	
Poor				0% N=	
Education, Arts and Culture			Please rate each of the following characteristics as they relate to Sioux Falls as a whole.	Overall opportunities for education, culture, and the arts	Excellent
		Good			35% N=36
		Fair			26% N=27



















**Education,
Arts and
Culture**



















	Overall opportunities for education, culture, and the arts	Poor		11% N=11
Please also rate each of the following in the Sioux Falls community.	Opportunities to attend cultural/arts/music activities	Excellent		29% N=29
		Good		56% N=57
		Fair		11% N=12
		Poor		4% N=4
		Community support for the arts	Excellent	
		Good		48% N=47
		Fair		18% N=18
		Poor		2% N=2
	Availability of affordable quality childcare/preschool	Excellent		5% N=4
		Good		16% N=12
		Fair		32% N=24
		Poor		46% N=34
	K-12 education	Excellent		25% N=22
		Good		41% N=37
		Fair		17% N=16
		Poor		17% N=15
	Adult educational opportunities	Excellent		12% N=11

Education, Arts and Culture	Please also rate each of the following in the Sioux Falls community.	Adult educational opportunities	Good		52% N=46	
			Fair		29% N=26	
			Poor		7% N=6	
		Opportunities to attend special events and festivals	Excellent		30% N=30	
			Good		46% N=47	
			Fair		22% N=22	
			Poor		3% N=3	
		Please rate the quality of each of the following services in Sioux Falls.	Public library services	Excellent		48% N=44
				Good		45% N=41
				Fair		7% N=6
	Please rate how important, if at all, you think it is for the Sioux Falls community to focus on each of the following in the coming two years.	Overall opportunities for education, culture, and the arts	Essential		35% N=36	
			Very important		38% N=39	
			Somewhat important		26% N=27	
			Not at all important		0% N=	
Inclusivity and Engagement	Please rate each of the following aspects of quality of life in Sioux Falls.	Sioux Falls as a place to raise children	Excellent		33% N=29	
			Good		43% N=38	
			Fair		21% N=18	
			Poor		4% N=4	

Inclusivity and Engagement



















Please rate each of the following aspects of quality of life in Sioux Falls.



















Sioux Falls as a place to retire	Excellent		12% N=9	
	Good		55% N=43	
	Fair		25% N=19	
	Poor		8% N=6	
Sense of community	Excellent		20% N=20	
	Good		40% N=40	
	Fair		33% N=33	
	Poor		8% N=8	
Please rate each of the following characteristics as they relate to Sioux Falls as a whole.	Residents' connection and engagement with their community	Excellent		11% N=11
		Good		45% N=46
		Fair		32% N=33
		Poor		11% N=11
Please rate the job you feel the Sioux Falls community does at each of the following.	Making all residents feel welcome	Excellent		10% N=10
		Good		52% N=54
		Fair		27% N=27
		Poor		11% N=11
Attracting people from diverse backgrounds	Excellent		20% N=20	
	Good		42% N=43	

Inclusivity and Engagement	Please rate the job you feel the Sioux Falls community does at each of the following.	Attracting people from diverse backgrounds	Fair		22% N=22
			Poor		16% N=16
		Valuing/respecting residents from diverse backgrounds	Excellent		21% N=21
			Good		30% N=31
			Fair		29% N=29
			Poor		20% N=20
		Taking care of vulnerable residents	Excellent		11% N=10
			Good		25% N=24
			Fair		20% N=19
			Poor		44% N=41
	Please also rate each of the following in the Sioux Falls community.	Sense of civic/community pride	Excellent		17% N=17
			Good		44% N=45
			Fair		35% N=36
			Poor		4% N=4
	Neighborhoodliness of residents		Excellent		14% N=14
			Good		40% N=41
			Fair		40% N=41
			Poor		6% N=6

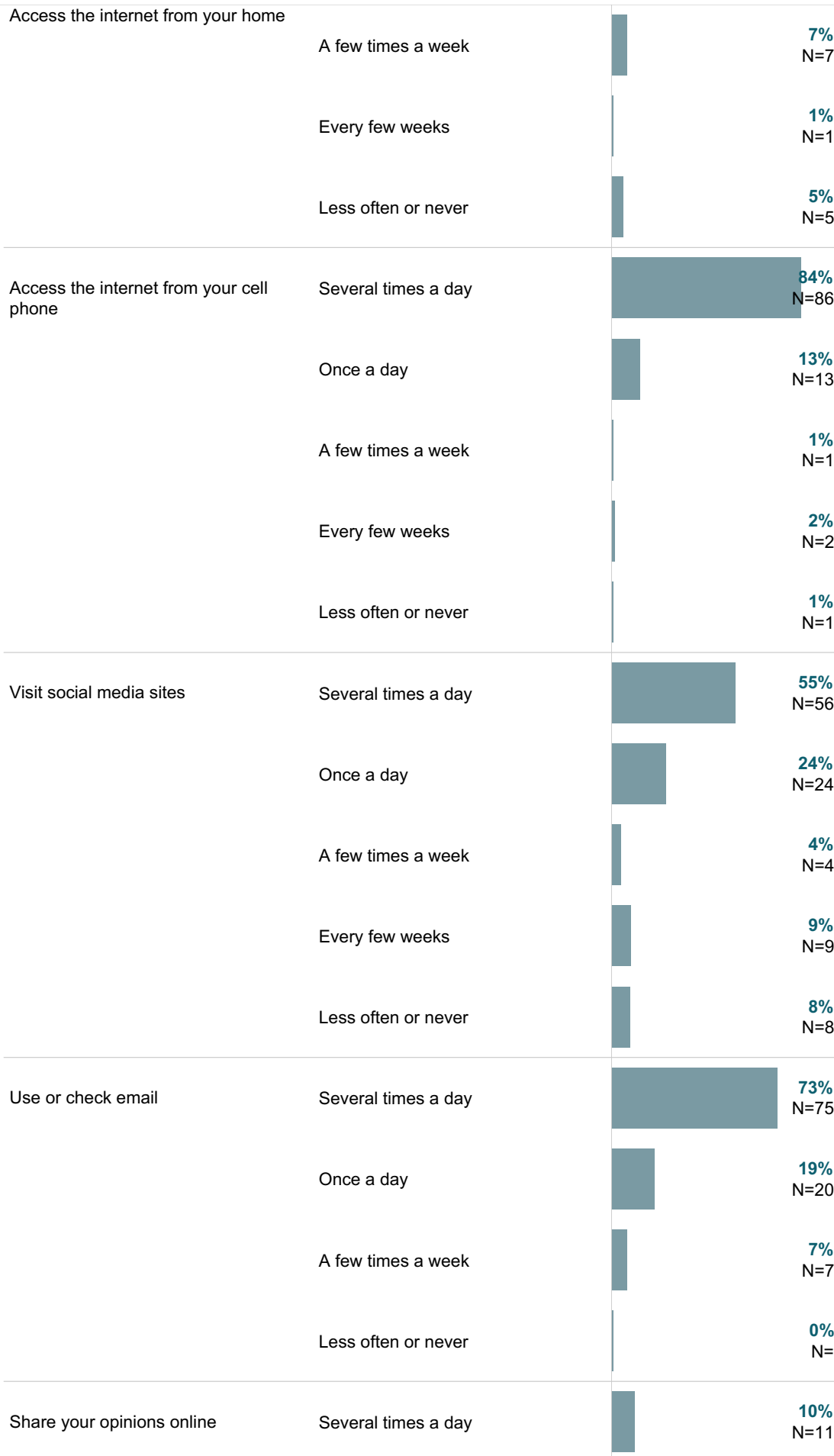
Inclusivity and Engagement

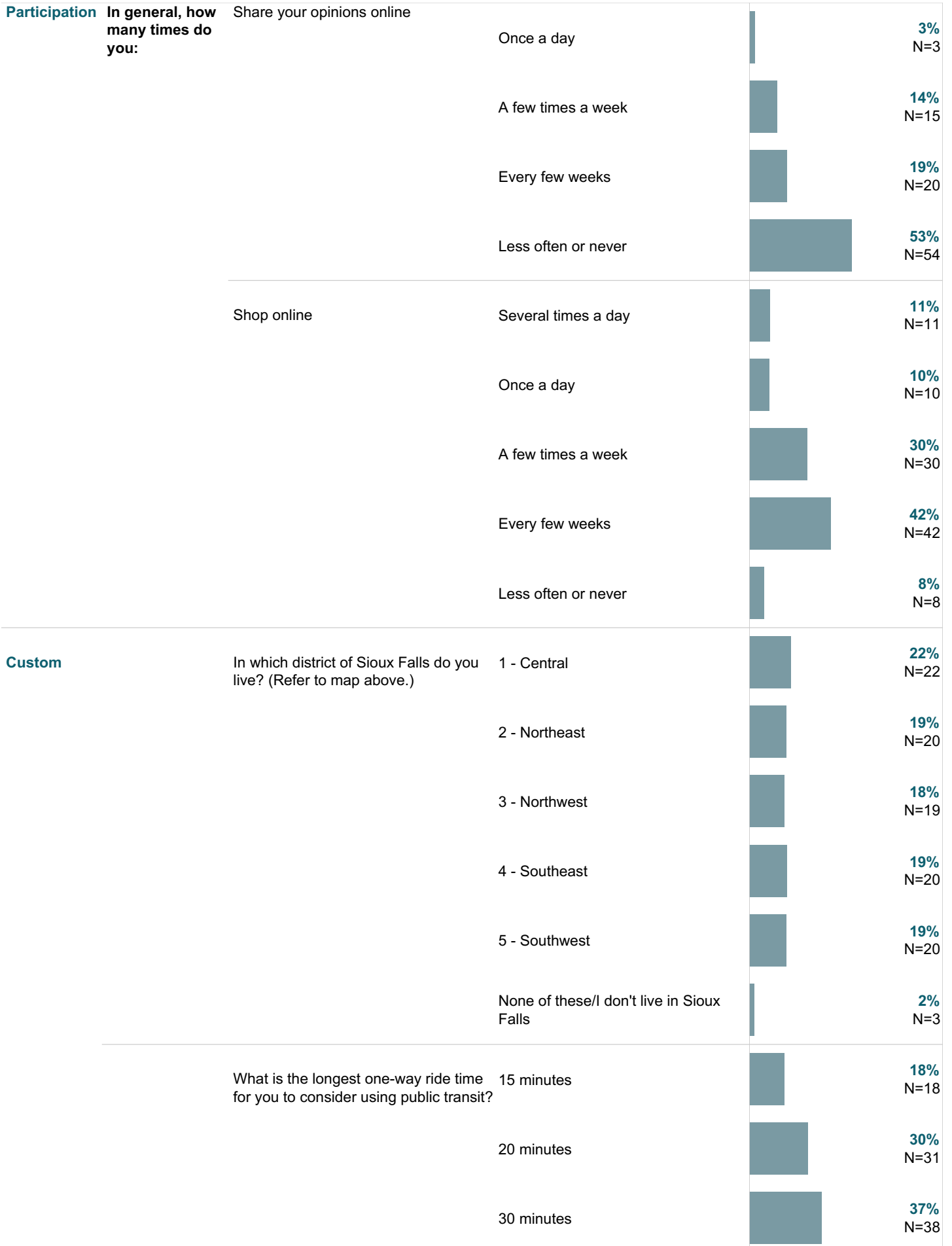
Please also rate each of the following in the Sioux Falls community.

Opportunities to participate in social events and activities	Excellent		28% N=28	
	Good		46% N=47	
	Fair		24% N=24	
	Poor		3% N=3	
Opportunities to volunteer	Excellent		45% N=46	
	Good		40% N=40	
	Fair		13% N=13	
	Poor		1% N=1	
Opportunities to participate in community matters	Excellent		32% N=30	
	Good		42% N=38	
	Fair		20% N=18	
	Poor		5% N=5	
Openness and acceptance of the community toward people of diverse backgrounds	Excellent		12% N=12	
	Good		40% N=40	
	Fair		26% N=26	
	Poor		22% N=22	
Please rate how important, if at all, you think it is for the Sioux Falls community to focus on each of the following in the coming two years.	Residents' connection and engagement with their community	Essential		18% N=19
		Very important		42% N=43



















Inclusivity and Engagement	Please rate how important, if at all, you think it is for the Sioux Falls community to focus on each of the following in the coming two years.	Residents' connection and engagement with their community	Somewhat important		39% N=41
			Not at all important		1% N=1
Participation	Please indicate whether or not you have done each of the following in the last 12 months.	Contacted the City of Sioux Falls for help or information	No		39% N=40
			Yes		61% N=63
		Contacted Sioux Falls elected officials to express your opinion	No		64% N=65
			Yes		36% N=36
		Attended a local public meeting	No		74% N=77
			Yes		26% N=26
		Watched a local public meeting	No		45% N=46
			Yes		55% N=57
		Volunteered your time to some group/activity	No		36% N=37
			Yes		64% N=66
		Campaigning or advocating for a local issue, cause, or candidate	No		63% N=64
			Yes		37% N=39
		Voted in your most recent local election	No		14% N=15
			Yes		86% N=88
In general, how many times do you:	Access the internet from your home	Several times a day		67% N=68	
		Once a day		21% N=21	












Participation In general, how many times do you:









































Custom

	What is the longest one-way ride time for you to consider using public transit?	45 minutes		15% N=15
	What is the farthest distance you would travel to utilize public transit?	3 blocks		62% N=63
		6 blocks		25% N=25
		12 blocks		13% N=14
	Do you agree or disagree that the City of Sioux Falls should use tax dollars to fund improvements to the Sioux Falls regional airport?	Strongly agree		33% N=32
		Somewhat agree		46% N=45
		Somewhat disagree		11% N=10
		Strongly disagree		10% N=10
	Do you agree or disagree that the City of Sioux Falls should allow homes to be offered as daily short-term rentals (AirBNB/VRBO/etc.) to visitors of the City?	Strongly agree		15% N=14
		Somewhat agree		31% N=31
		Somewhat disagree		18% N=18
		Strongly disagree		36% N=35
	Should homeowners be allowed to park boats, trailers, RV's and campers in their driveway?	Yes		29% N=30
		Yes, but only in Summer		30% N=31
		No		28% N=29
		No opinion/Don't know		13% N=13
Do you agree or disagree that the City of Sioux Falls should prioritize the following?	Helping residents recycle at a greater rate	Strongly agree		45% N=42
		Somewhat agree		46% N=43

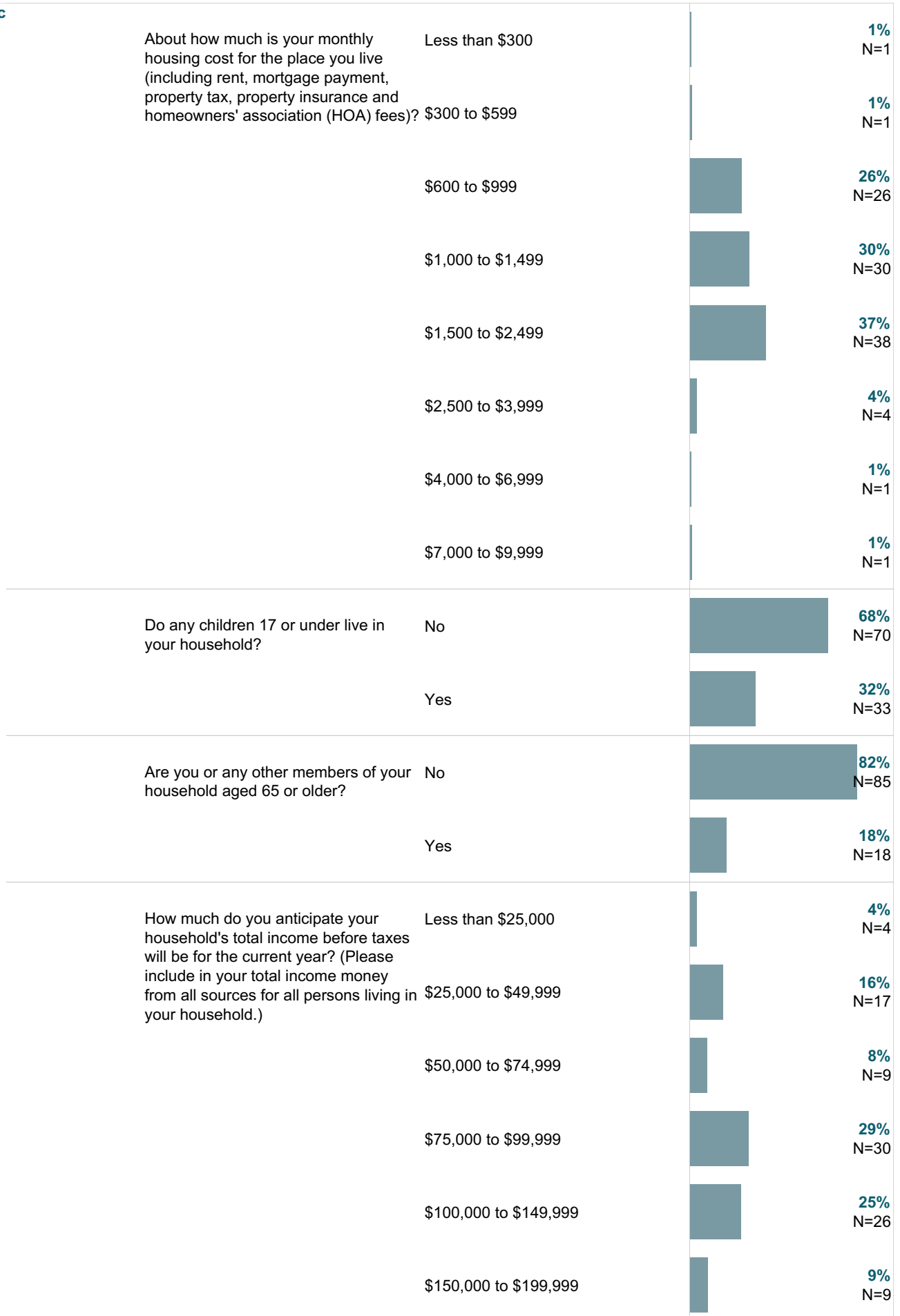
Custom	Do you agree or disagree that the City of Sioux Falls should prioritize the following?	Helping residents recycle at a greater rate	Somewhat disagree		6% N=6
			Strongly disagree		3% N=3
		Helping businesses recycle at a greater rate	Strongly agree		61% N=57
			Somewhat agree		35% N=33
			Somewhat disagree		0% N=
			Strongly disagree		4% N=4
		Is noise pollution a problem in your neighborhood?	Yes		48% N=50
			No		48% N=49
			No opinion/Don't know		4% N=4
		If it would reduce the impact on roadways and noise, would you support the City designating one garbage hauler for your neighborhood?	Strongly support		28% N=23
			Somewhat support		36% N=29
			Somewhat oppose		4% N=3
			Strongly oppose		33% N=27
		The City of Sioux Falls should continue investing in having green space in the street medians.	Strongly agree		60% N=59
			Somewhat agree		23% N=23
			Somewhat disagree		7% N=7
			Strongly disagree		10% N=10
		Please indicate how much you agree or disagree with the following statement: "The City of Sioux Falls should place a higher priority on investing taxpayer resources to attract new industries and increase economic development."	Strongly agree		10% N=10

Custom

Please indicate how much you agree or disagree with the following statement: "The City of Sioux Falls should place a higher priority on investing taxpayer resources to attract new industries and increase economic development."	Somewhat agree		62% N=62
	Somewhat disagree		24% N=24
	Strongly disagree		4% N=4
Should the City consider supporting childcare workers to get licensure or certification to help add to the workforce?	Strongly support		63% N=58
	Somewhat support		23% N=21
	Somewhat oppose		5% N=5
	Strongly oppose		9% N=9
Should City tax dollars be used to make childcare more affordable for families?	Yes for all families		35% N=36
	Yes for low income families		30% N=31
	No		21% N=22
	No opinion/Don't know		14% N=14
What is your race? (Mark one or more races to indicate what race you consider yourself to be.)	American Indian or Alaska Native		7% N=8
	Asian		2% N=2
	White		89% N=90
	A race not listed		7% N=7
How did you hear about this survey? (Select all that apply.)	The City's website		6% N=6
	The City's social media (Facebook, Twitter, Instagram, etc.)		30% N=31
	Received an email from the city		6% N=6

Custom	How did you hear about this survey? (Select all that apply.)	Nextdoor		1% N=1
		In my Facebook feed		13% N=13
		Saw it in a newspaper article or ad (hard copy or online)		11% N=11
		Heard about it from a family member, friend or neighbor		16% N=16
		Heard about it from a business or social organization in my community		8% N=9
		Polco social media post		2% N=2
		Other		8% N=9
Demographic	How many years have you lived in Sioux Falls?	Less than 2 years		6% N=6
		2-5 years		14% N=15
		6-10 years		12% N=12
		11-20 years		12% N=12
		More than 20 years		56% N=57
	Which best describes the building you live in?	Single-family detached home		55% N=56
		Townhouse or duplex (may share walls but no units above or below you)		10% N=11
		Condominium or apartment (have units above or below you)		33% N=34
		Other		2% N=2
	Do you rent or own your home?	Rent		40% N=41
		Own		60% N=62

Demographic



Demographic			
How much do you anticipate your household's total income before taxes will be for the current year? (Please include in your total income money from all sources for all persons living in your household.)	\$200,000 to \$299,999		4% N=4
	\$300,000 or more		4% N=4
Are you of Hispanic, Latino/a/x, or Spanish origin?	No, not of Hispanic, Latino/a/x, or Spanish origin		95% N=98
	Yes, I consider myself to be of Hispanic, Latino/a/x, or Spanish origin		5% N=5
In which category is your age?	18-24 years		8% N=8
	25-34 years		28% N=29
	35-44 years		23% N=23
	45-54 years		10% N=10
	55-64 years		17% N=17
	65-74 years		11% N=11
	75 years or older		4% N=4
What is your gender?	Woman		50% N=51
	Man		48% N=49
	Identify in another way		2% N=2
If you identify in another way, how would you describe your gender?	Non-binary		100% N=2

The City of Sioux Falls 2023 Community Survey

Please complete this survey if you are the adult (age 18 or older) in the household who most recently had a birthday (the year of birth does not matter). Your responses are confidential and no identifying information will be shared.

1. Please rate each of the following aspects of quality of life in Sioux Falls.

	<u>Excellent</u>	<u>Good</u>	<u>Fair</u>	<u>Poor</u>	<u>Don't know</u>
Sioux Falls as a place to live.....	1	2	3	4	5
Your neighborhood as a place to live	1	2	3	4	5
Sioux Falls as a place to raise children	1	2	3	4	5
Sioux Falls as a place to work.....	1	2	3	4	5
Sioux Falls as a place to visit.....	1	2	3	4	5
Sioux Falls as a place to retire	1	2	3	4	5
The overall quality of life in Sioux Falls	1	2	3	4	5
Sense of community.....	1	2	3	4	5

2. Please rate each of the following characteristics as they relate to Sioux Falls as a whole.

	<u>Excellent</u>	<u>Good</u>	<u>Fair</u>	<u>Poor</u>	<u>Don't know</u>
Overall economic health of Sioux Falls	1	2	3	4	5
Overall quality of the transportation system (auto, bicycle, foot, bus) in Sioux Falls	1	2	3	4	5
Overall design or layout of Sioux Falls' residential and commercial areas (e.g., homes, buildings, streets, parks, etc.)	1	2	3	4	5
Overall quality of the utility infrastructure in Sioux Falls (water, sewer, storm water, electric/gas, broadband).....	1	2	3	4	5
Overall feeling of safety in Sioux Falls	1	2	3	4	5
Overall quality of natural environment in Sioux Falls	1	2	3	4	5
Overall quality of parks and recreation opportunities.....	1	2	3	4	5
Overall health and wellness opportunities in Sioux Falls.....	1	2	3	4	5
Overall opportunities for education, culture, and the arts.....	1	2	3	4	5
Residents' connection and engagement with their community	1	2	3	4	5

3. Please indicate how likely or unlikely you are to do each of the following.

	<u>Very likely</u>	<u>Somewhat likely</u>	<u>Somewhat unlikely</u>	<u>Very unlikely</u>	<u>Don't know</u>
Recommend living in Sioux Falls to someone who asks.....	1	2	3	4	5
Remain in Sioux Falls for the next five years	1	2	3	4	5

4. Please rate how safe or unsafe you feel:

	<u>Very safe</u>	<u>Somewhat safe</u>	<u>Neither safe nor unsafe</u>	<u>Somewhat unsafe</u>	<u>Very unsafe</u>	<u>Don't know</u>
In your neighborhood during the day.....	1	2	3	4	5	6
In Sioux Falls' downtown/commercial area during the day	1	2	3	4	5	6
From property crime.....	1	2	3	4	5	6
From violent crime.....	1	2	3	4	5	6
From fire, flood, or other natural disaster	1	2	3	4	5	6

5. Please rate the job you feel the Sioux Falls community does at each of the following.

	<u>Excellent</u>	<u>Good</u>	<u>Fair</u>	<u>Poor</u>	<u>Don't know</u>
Making all residents feel welcome	1	2	3	4	5
Attracting people from diverse backgrounds.....	1	2	3	4	5
Valuing/respecting residents from diverse backgrounds.....	1	2	3	4	5
Taking care of vulnerable residents (elderly, disabled, homeless, etc.).....	1	2	3	4	5

6. Please rate each of the following in the Sioux Falls community.

	<u>Excellent</u>	<u>Good</u>	<u>Fair</u>	<u>Poor</u>	<u>Don't know</u>
Overall quality of business and service establishments in Sioux Falls	1	2	3	4	5
Variety of business and service establishments in Sioux Falls.....	1	2	3	4	5
Vibrancy of downtown/commercial area	1	2	3	4	5
Employment opportunities	1	2	3	4	5
Shopping opportunities	1	2	3	4	5
Cost of living in Sioux Falls	1	2	3	4	5
Overall image or reputation of Sioux Falls.....	1	2	3	4	5

7. Please also rate each of the following in the Sioux Falls community.

	<u>Excellent</u>	<u>Good</u>	<u>Fair</u>	<u>Poor</u>	<u>Don't know</u>
Traffic flow on major streets.....	1	2	3	4	5
Ease of public parking.....	1	2	3	4	5
Ease of travel by car in Sioux Falls	1	2	3	4	5
Ease of travel by public transportation in Sioux Falls.....	1	2	3	4	5
Ease of travel by bicycle in Sioux Falls	1	2	3	4	5
Ease of walking in Sioux Falls.....	1	2	3	4	5
Well-planned residential growth.....	1	2	3	4	5
Well-planned commercial growth.....	1	2	3	4	5
Well-designed neighborhoods	1	2	3	4	5
Preservation of the historical or cultural character of the community	1	2	3	4	5
Public places where people want to spend time	1	2	3	4	5
Variety of housing options.....	1	2	3	4	5
Availability of affordable quality housing.....	1	2	3	4	5
Overall quality of new development in Sioux Falls	1	2	3	4	5
Overall appearance of Sioux Falls.....	1	2	3	4	5
Cleanliness of Sioux Falls.....	1	2	3	4	5
Water resources (beaches, lakes, ponds, riverways, etc.)	1	2	3	4	5
Air quality.....	1	2	3	4	5
Availability of paths and walking trails.....	1	2	3	4	5
Fitness opportunities (including exercise classes and paths or trails, etc.) ...	1	2	3	4	5
Recreational opportunities.....	1	2	3	4	5
Availability of affordable quality food	1	2	3	4	5
Availability of affordable quality health care.....	1	2	3	4	5
Availability of preventive health services	1	2	3	4	5
Availability of affordable quality mental health care	1	2	3	4	5
Opportunities to attend cultural/arts/music activities	1	2	3	4	5
Community support for the arts.....	1	2	3	4	5
Availability of affordable quality childcare/preschool.....	1	2	3	4	5
K-12 education.....	1	2	3	4	5
Adult educational opportunities	1	2	3	4	5
Sense of civic/community pride.....	1	2	3	4	5
Neighborliness of residents in Sioux Falls	1	2	3	4	5
Opportunities to participate in social events and activities	1	2	3	4	5
Opportunities to attend special events and festivals	1	2	3	4	5
Opportunities to volunteer	1	2	3	4	5
Opportunities to participate in community matters	1	2	3	4	5
Openness and acceptance of the community toward people of diverse backgrounds.....	1	2	3	4	5

8. Please indicate whether or not you have done each of the following in the last 12 months.

	<u>No</u>	<u>Yes</u>
Contacted the City of Sioux Falls (in-person, phone, email, or web) for help or information	1	2
Contacted Sioux Falls elected officials (in-person, phone, email, or web) to express your opinion.....	1	2
Attended a local public meeting (of local elected officials like City Council or County Commissioners, advisory boards, town halls, HOA, neighborhood watch, etc.)	1	2
Watched (online or on television) a local public meeting.....	1	2
Volunteered your time to some group/activity in Sioux Falls	1	2
Campaigned or advocated for a local issue, cause, or candidate.....	1	2
Voted in your most recent local election	1	2
Used bus, rail, subway, or other public transportation instead of driving.....	1	2
Carpooled with other adults or children instead of driving alone	1	2
Walked or biked instead of driving.....	1	2

The City of Sioux Falls 2023 Community Survey

9. Please rate the quality of each of the following services in Sioux Falls.

	<u>Excellent</u>	<u>Good</u>	<u>Fair</u>	<u>Poor</u>	<u>Don't know</u>
Public information services.....	1	2	3	4	5
Economic development.....	1	2	3	4	5
Traffic enforcement.....	1	2	3	4	5
Traffic signal timing.....	1	2	3	4	5
Street repair.....	1	2	3	4	5
Street cleaning.....	1	2	3	4	5
Street lighting.....	1	2	3	4	5
Snow removal.....	1	2	3	4	5
Sidewalk maintenance.....	1	2	3	4	5
Bus or transit services.....	1	2	3	4	5
Land use, planning, and zoning.....	1	2	3	4	5
Code enforcement (weeds, abandoned buildings, etc.).....	1	2	3	4	5
Affordable high-speed internet access.....	1	2	3	4	5
Garbage collection.....	1	2	3	4	5
Drinking water.....	1	2	3	4	5
Sewer services.....	1	2	3	4	5
Storm water management (storm drainage, dams, levees, etc.).....	1	2	3	4	5
Power (electric and/or gas) utility.....	1	2	3	4	5
Utility billing.....	1	2	3	4	5
Police/Sheriff services.....	1	2	3	4	5
Crime prevention.....	1	2	3	4	5
Animal control.....	1	2	3	4	5
Ambulance or emergency medical services.....	1	2	3	4	5
Fire services.....	1	2	3	4	5
Fire prevention and education.....	1	2	3	4	5
Emergency preparedness (services that prepare the community for natural disasters or other emergency situations).....	1	2	3	4	5
Preservation of natural areas (open space, farmlands, and greenbelts).....	1	2	3	4	5
Sioux Falls open space.....	1	2	3	4	5
Recycling.....	1	2	3	4	5
Yard waste pick-up.....	1	2	3	4	5
City parks.....	1	2	3	4	5
Recreation programs or classes.....	1	2	3	4	5
Recreation centers or facilities.....	1	2	3	4	5
Health services.....	1	2	3	4	5
Public library services.....	1	2	3	4	5
Overall customer service by Sioux Falls employees (police, receptionists, planners, etc.).....	1	2	3	4	5

10. Please rate the following categories of Sioux Falls government performance.

	<u>Excellent</u>	<u>Good</u>	<u>Fair</u>	<u>Poor</u>	<u>Don't know</u>
The value of services for the taxes paid to Sioux Falls.....	1	2	3	4	5
The overall direction that Sioux Falls is taking.....	1	2	3	4	5
The job Sioux Falls government does at welcoming resident involvement.....	1	2	3	4	5
Overall confidence in Sioux Falls government.....	1	2	3	4	5
Generally acting in the best interest of the community.....	1	2	3	4	5
Being honest.....	1	2	3	4	5
Being open and transparent to the public.....	1	2	3	4	5
Informing residents about issues facing the community.....	1	2	3	4	5
Treating all residents fairly.....	1	2	3	4	5
Treating residents with respect.....	1	2	3	4	5

11. Overall, how would you rate the quality of the services provided by each of the following?

	<u>Excellent</u>	<u>Good</u>	<u>Fair</u>	<u>Poor</u>	<u>Don't know</u>
The City of Sioux Falls.....	1	2	3	4	5
The Federal Government.....	1	2	3	4	5

12. Please rate how important, if at all, you think it is for the Sioux Falls community to focus on each of the following in the coming two years.

	<u>Essential</u>	<u>Very important</u>	<u>Somewhat important</u>	<u>Not at all important</u>
Overall economic health of Sioux Falls	1	2	3	4
Overall quality of the transportation system (auto, bicycle, foot, bus) in Sioux Falls	1	2	3	4
Overall design or layout of Sioux Falls' residential and commercial areas (e.g., homes, buildings, streets, parks, etc.)	1	2	3	4
Overall quality of the utility infrastructure in Sioux Falls (water, sewer, storm water, electric/gas, broadband)	1	2	3	4
Overall feeling of safety in Sioux Falls	1	2	3	4
Overall quality of natural environment in Sioux Falls	1	2	3	4
Overall quality of parks and recreation opportunities	1	2	3	4
Overall health and wellness opportunities in Sioux Falls.....	1	2	3	4
Overall opportunities for education, culture, and the arts.....	1	2	3	4
Residents' connection and engagement with their community	1	2	3	4

13. What is the longest one-way ride time for you to consider using public transit?

- 15 minutes 20 minutes 30 minutes 45 minutes

14. What is the farthest distance you would travel to utilize public transit?

- 3 blocks 6 blocks 12 blocks

15. Do you agree or disagree that the City of Sioux Falls should use tax dollars to fund improvements to the Sioux Falls regional airport?

- Strongly agree Somewhat agree Somewhat disagree Strongly disagree Don't know

16. Do you agree or disagree that the City of Sioux Falls should allow homes to be offered as daily short-term rentals (AirBNB/VRBO/etc.) to visitors of the City?

- Strongly agree Somewhat agree Somewhat disagree Strongly disagree Don't know

17. Should homeowners be allowed to park boats, trailers, RV's and campers in their driveway?

- Yes Yes, but only in Summer No No opinion/Don't know

18. Do you agree or disagree that the City of Sioux Falls should prioritize the following?

	<u>Strongly agree</u>	<u>Somewhat agree</u>	<u>Somewhat disagree</u>	<u>Strongly disagree</u>	<u>Don't know</u>
Helping residents recycle at a greater rate.....	1	2	3	4	5
Helping businesses recycle at a greater rate.....	1	2	3	4	5

19. Is noise pollution a problem in your neighborhood?

- Yes No No opinion/Don't know

20. If it would reduce the impact on roadways and noise, would you support the City designating one garbage hauler for your neighborhood?

- Strongly support Somewhat support Somewhat oppose Strongly oppose Don't know

21. The City of Sioux Falls should continue investing in having green space in the street medians.

- Strongly agree Somewhat agree Somewhat disagree Strongly disagree Don't know

22. Please indicate how much you agree or disagree with the following statement: "The City of Sioux Falls should place a higher priority on investing taxpayer resources to attract new industries and increase economic development."

- Strongly agree Somewhat agree Somewhat disagree Strongly disagree Don't know

23. Should the City consider supporting childcare workers to get licensure or certification to help add to the workforce?

- Strongly support Somewhat support Somewhat oppose Strongly oppose Don't know

24. Should City tax dollars be used to make childcare more affordable for families?

- Yes for all families Yes for low income families No No opinion/Don't know

25. What one thing can the City government do to improve Sioux Falls? Please describe using the space below.

The City of Sioux Falls 2023 Community Survey

Our last questions are about you and your household.

Again, all of your responses to this survey are confidential and no identifying information will be shared.

D1. In general, how many times do you:	Several <u>times a day</u>	Once <u>a day</u>	A few times <u>a week</u>	Every <u>few weeks</u>	Less often <u>or never</u>	Don't <u>know</u>
Access the internet from your home using a computer, laptop, or tablet computer	1	2	3	4	5	6
Access the internet from your cell phone.....	1	2	3	4	5	6
Visit social media sites such as Facebook, Twitter, Nextdoor, etc.	1	2	3	4	5	6
Use or check email.....	1	2	3	4	5	6
Share your opinions online.....	1	2	3	4	5	6
Shop online.....	1	2	3	4	5	6

D2. Please rate your overall health.

- Excellent Very good Good Fair Poor

D3. What impact, if any, do you think the economy will have on your family income in the next 6 months?

Do you think the impact will be:

- Very positive Somewhat positive Neutral Somewhat negative Very negative

D4. How many years have you lived in Sioux Falls?

- Less than 2 years
 2-5 years
 6-10 years
 11-20 years
 More than 20 years

D5. Which best describes the building you live in?

- Single-family detached home
 Townhouse or duplex (may share walls but no units above or below you)
 Condominium or apartment (have units above or below you)
 Mobile home
 Other

D6. Do you rent or own your home?

- Rent
 Own

D7. About how much is your monthly housing cost for the place you live (including rent, mortgage payment, property tax, property insurance, and homeowners' association (HOA) fees)?

- Less than \$300 \$2,500 to \$3,999
 \$300 to \$599 \$4,000 to \$6,999
 \$600 to \$999 \$7,000 to \$9,999
 \$1,000 to \$1,499 \$10,000 or more
 \$1,500 to \$2,499

D8. Do any children 17 or under live in your household?

- No Yes

D9. Are you or any other members of your household aged 65 or older?

- No Yes

D10. How much do you anticipate your household's total income before taxes will be for the current year? (Please include in your total income money from all sources for all persons living in your household.)

- Less than \$25,000 \$100,000 to \$149,999
 \$25,000 to \$49,999 \$150,000 to \$199,999
 \$50,000 to \$74,999 \$200,000 to \$299,999
 \$75,000 to \$99,999 \$300,000 or more

D11. Are you of Hispanic, Latino/a/x, or Spanish origin?

- No Yes

D12. What is your race? (Mark one or more races to indicate what race you consider yourself to be.)

- American Indian or Alaskan Native
 Asian
 Black or African American
 Native Hawaiian or Other Pacific Islander
 White
 A race not listed

D13. In which category is your age?

- 18-24 years 55-64 years
 25-34 years 65-74 years
 35-44 years 75 years or older
 45-54 years

D14. What is your gender?

- Woman
 Man
 Identify in another way → go to D14a

D14a. If you identify in another way, how would you describe your gender?

- Agender/I don't identify with any gender
 Genderqueer/gender fluid
 Non-binary
 Transgender man
 Transgender woman
 Two-spirit
 Identify in another way

Thank you!

Please return the completed survey in the postage-paid envelope to:
National Research Center, Inc., PO Box 549, Belle Mead, NJ 08502